

**ASSESSED VALUATION
OF
OKLAHOMA COUNTY
FOR YEAR 2022**



ASSESSED VALUATION OF OKLAHOMA COUNTY FOR YEAR 2022

SCHOOL DISTRICTS	PERSONAL	PUBLIC SERVICE	REAL ESTATE	TOTAL VALUE	HOMESTEAD EXEMPTION	*VETERAN EXEMPTION	NET VALUE
PUTNAM CITY #1 LESS TIF	146,715,100	28,448,897	1,058,368,761	1,233,532,758	17,842,250	10,868,611	1,204,821,897
LUTHER #3	2,953,786	47,229,380	46,141,898	96,325,064	940,092	856,493	94,528,479
CHOCTAW #4 LESS TIF	6,469,723	9,404,107	291,515,709	307,389,539	6,384,647	19,510,279	281,494,613
DEER CREEK #6	16,296,667	10,089,254	522,070,775	548,456,696	4,898,000	6,905,944	536,652,752
HARRAH #7 LESS TIF	4,498,184	19,581,754	64,400,929	88,480,867	1,622,674	3,075,279	83,782,914
JONES #9	3,682,064	2,349,063	50,983,994	57,015,121	1,169,838	1,776,743	54,068,540
EDMOND #12 LESS TIF	147,045,510	29,855,007	2,185,549,405	2,362,449,922	23,496,057	29,864,289	2,309,089,576
OAKDALE #29	12,721,489	1,411,450	108,802,781	122,935,720	707,000	1,094,713	121,134,007
MILLWOOD #37	14,458,296	1,492,629	37,491,875	53,442,800	769,000	841,488	51,832,312
WESTERN HEIGHTS #41	192,959,132	33,572,304	238,399,741	464,931,177	1,582,784	524,909	462,823,484
MID-DEL #52 LESS TIF	88,709,128	24,668,118	524,338,561	637,715,807	10,898,681	17,368,921	609,448,205
CROOKED OAK #53	26,702,149	11,521,649	32,037,999	70,261,797	197,975	17,098	70,046,724
CRUTCHO #74	4,680,448	4,003,416	8,898,492	17,582,356	115,789	66,826	17,399,741
BETHANY #88	929,998	682,200	19,656,734	21,268,932	295,000	108,165	20,865,767
OKLAHOMA CITY #89 LESS TIF	350,662,631	128,001,258	2,151,097,623	2,629,761,512	33,072,353	12,535,201	2,584,153,958
McLOUD #1	97,747	2,723,502	10,095,679	12,916,928	252,811	447,306	12,216,811
MOORE #2	30,401,327	3,482,596	92,906,219	126,790,142	1,739,000	2,779,129	122,272,013
PIEDMONT #22	234,293	1,532,394	59,082,533	60,849,220	997,000	2,066,882	57,785,338
MUSTANG #69	439,102	868,285	40,714,028	42,021,415	603,000	1,031,050	40,387,365
TOTAL SCHOOL DISTRICTS	1,050,656,774	360,917,263	7,542,553,736	8,954,127,773	107,583,951	111,739,326	8,734,804,496

Net Value reflects removal of TIF Increment.

SCHOOL INCREMENT

OKC #89 OU HEALTH SCIENCE TIF 1 INCREMENT	(1,463,160)	0	1,661,270	198,110	(1,000)	0	199,110
OKC #89 DOWNTOWN TIF 2 INCREMENT	10,045,224	0	180,397,273	190,442,497	88,269	406,583	189,947,645
OKC #89 DELL TIF 4 INCREMENT	978,171	0	4,320,143	5,298,314	(1,292)	0	5,299,606
OKC #89 LAS ROSAS TIF 6 INCREMENT	73	0	709,077	709,150	38,000	12,836	658,314
OKC #89 OU HEALTH CTR TIF 7 INCREMENT	78,484	0	5,049,188	5,127,672	21,797	0	5,105,875
OKC #89 DEVON TIF 8 INCREMENT	6,330,226	0	43,966,879	50,297,105	0	0	50,297,105
OKC #89 NE 23rd St TIF 9 INCREMENT	435,828	0	3,022,410	3,458,238	(5,022)	93	3,463,167
OKC #89 VILLAGE TIF 1 INCREMENT	210,376	0	8,133,223	8,343,599	110,000	57,895	8,175,704
OKC #89 VILLAGE TIF 4 INCREMENT	78	0	617,588	617,666	0	0	617,666
OKC #89 1st Nat'l CTR TIF 10 INCREMENT	(148,830)	0	1,928,983	1,780,153	0	0	1,780,153
OKC #89 INNOVATION DIST TIF 11 INCREMENT	1,324,050	0	1,476,312	2,800,362	0	0	2,800,362
OKC #89 WHEELER PARK TIF 12 INCREMENT	(5,157)	0	5,745,491	5,740,334	17,000	75,405	5,647,929
OKC #89 CORE 2 SHORE TIF 13 INCREMENT	780,128	0	13,550,499	14,330,627	0	0	14,330,627
OKC #89 HOMELAND TIF 15 INCREMENT	(3,316)	0	426,706	423,390	0	0	423,390
PUTNAM CITY #1 DELL TIF 4 INCREMENT	592,994	0	4,698,139	5,291,133	0	0	5,291,133
PUTNAM CITY #1 BETHANY TIF 2 INCREMENT	(19,392)	0	387,517	368,125	(1,000)	0	369,125
MID-DEL #52 SOONER ROSE TIF 2 INCREMENT	1,147,822	0	3,964,277	5,112,099	(1,000)	4,885	5,108,214
MID-DEL #52 OKC NE 23rd ST TIF 9 INCREMENT	530,259	0	1,175,641	1,705,900	1,000	0	1,704,900
EDMOND #12 TIF 1 INCREMENT	291,702	0	1,147,028	1,438,730	(3,000)	0	1,441,730
CHOCTAW #4 TIF 1 INCREMENT	1,427,749	0	4,124,124	5,551,873	18,000	18,285	5,515,588
HARRAH #7 TIF 1 INCREMENT	79,059	0	8,535,226	8,614,285	82,000	166,233	8,366,052
TOTAL TIF INCREMENTS	22,612,368	0	295,036,994	317,649,362	363,752	742,215	316,543,395
TOTAL ASSESSED VALUE	1,073,269,142	360,917,263	7,837,590,730	9,271,777,135	107,947,703	112,481,541	9,051,347,891

ASSESSED VALUATION OF OKLAHOMA COUNTY FOR YEAR 2022

SPECIAL DISTRICTS	PERSONAL	PUBLIC SERVICE	REAL ESTATE	TOTAL VALUE	HOMESTEAD EXEMPTION	*VETERAN EXEMPTION	NET VALUE
GORDON COOPER TECH CTR #5	97,747	2,723,502	10,095,679	12,916,928	252,811	447,306	12,216,811
CANADIAN VALLEY TECH CTR #6	1,603,393	3,082,879	119,453,295	124,139,567	1,895,000	3,206,097	119,038,470
MOORE NORMAN TECH CTR #17	914,146	2,543,396	28,212,034	31,669,576	606,000	1,839,687	29,223,889
FRANCIS TUTTLE TECH CTR #21 LESS TIF	350,946,023	81,371,013	3,833,271,235	4,265,588,271	46,753,307	47,728,675	4,171,106,289
METRO TECH CTR #22 LESS TIF	267,268,983	109,642,559	1,751,868,769	2,128,780,311	23,457,923	11,080,755	2,094,241,633
EASTERN OK CO TECH CTR #23 LESS TIF	17,256,238	76,806,143	358,944,447	453,006,828	8,073,251	19,353,011	425,580,566
ROSE STATE COLLEGE LESS TIF	97,654,820	32,846,598	674,742,528	805,243,946	14,312,326	23,940,283	766,991,337
OKLA. CITY COMM COLLEGE LESS TIF	301,034,521	50,047,338	656,142,625	1,007,224,484	11,513,333	3,048,799	992,662,352
NO SPECIAL DISTRICT	13,880,903	1,853,835	109,823,124	125,557,862	720,000	1,094,713	123,743,149
TOTAL SPECIAL DISTRICTS	<u>1,050,656,774</u>	<u>360,917,263</u>	<u>7,542,553,736</u>	<u>8,954,127,773</u>	<u>107,583,951</u>	<u>111,739,326</u>	<u>8,734,804,496</u>
Net Value reflects removal of TIF Increment.							
SPECIAL DISTRICT INCREMENT							
METRO TECH #22 TIF 1 INCREMENT	(1,463,160)	0	1,661,270	198,110	(1,000)	0	199,110
METRO TECH #22 TIF 2 INCREMENT	10,045,224	0	180,397,273	190,442,497	88,269	406,583	189,947,645
METRO TECH #22 TIF 4 INCREMENT	0	0	15,228	15,228	(1,292)	0	16,520
METRO TECH #22 TIF 7 INCREMENT	78,484	0	5,049,188	5,127,672	21,797	0	5,105,875
METRO TECH #22 DEVON TIF 8 INCREMENT	6,330,226	0	43,966,879	50,297,105	0	0	50,297,105
METRO TECH #22 VILLAGE TIF 1 INCREMENT	210,376	0	8,133,223	8,343,599	110,000	57,895	8,175,704
METRO TECH #22 VILLAGE TIF 4 INCREMENT	78	0	617,588	617,666	0	0	617,666
METRO TECH #22 OKC TIF 9 INCREMENT	435,828	0	3,022,410	3,458,238	(5,022)	93	3,463,167
METRO TECH #22 OKC TIF 10 INCREMENT	(148,830)	0	1,928,983	1,780,153	0	0	1,780,153
METRO TECH #22 OKC TIF 11 INCREMENT	1,324,050	0	1,476,312	2,800,362	0	0	2,800,362
METRO TECH #22 OKC TIF 13 INCREMENT	780,128	0	13,550,499	14,330,627	0	0	14,330,627
METRO TECH #22 OKC TIF 15 INCREMENT	(3,316)	0	426,706	423,390	0	0	423,390
FRANCIS TUTTLE #21 TIF 4 INCREMENT	592,994	0	4,698,139	5,291,133	0	0	5,291,133
FRANCIS TUTTLE #21 BETHANY TIF 2 INCREMENT	(19,392)	0	387,517	368,125	(1,000)	0	369,125
FRANCIS TUTTLE #21 EDMOND TIF 1 INCREMENT	291,702	0	1,147,028	1,438,730	(3,000)	0	1,441,730
OKC COMM COLLEGE TIF 4 INCREMENT	978,171	0	4,304,915	5,283,086	0	0	5,283,086
OKC COMM COLLEGE LAS ROSAS TIF 6 INCREMENT	73	0	709,077	709,150	38,000	12,836	658,314
OK COMM COLLEGE WHEELER PARK TIF 12 INCREMENT	(5,157)	0	5,745,491	5,740,334	17,000	75,405	5,647,929
ROSE STATE TIF 2 INCREMENT	1,147,822	0	3,964,277	5,112,099	(1,000)	4,885	5,108,214
ROSE STATE TIF 9 INCREMENT	530,259	0	1,175,641	1,705,900	1,000	0	1,704,900
EASTERN OK CO TECH CTR #23 TIFs 1 INCREMENT	1,506,808	0	12,659,350	14,166,158	100,000	184,518	13,881,640
TOTAL TIF INCREMENTS	<u>22,612,368</u>	<u>0</u>	<u>295,036,994</u>	<u>317,649,362</u>	<u>363,752</u>	<u>742,215</u>	<u>316,543,395</u>
TOTAL ASSESSED VALUE	<u>1,073,269,142</u>	<u>360,917,263</u>	<u>7,837,590,730</u>	<u>9,271,777,135</u>	<u>107,947,703</u>	<u>112,481,541</u>	<u>9,051,347,891</u>

ASSESSED VALUATION OF OKLAHOMA COUNTY FOR YEAR 2022

CITIES	PERSONAL	PUBLIC SERVICE	REAL ESTATE	TOTAL VALUE	HOMESTEAD EXEMPTION	*VETERAN EXEMPTION	NET VALUE
BETHANY LESS TIF	5,826,496	3,754,152	112,567,462	122,148,110	2,742,000	988,697	118,417,413
CHOCTAW LESS TIF	2,383,943	4,218,370	107,313,467	113,915,780	2,383,971	7,446,921	104,084,888
DEL CITY	14,308,808	5,031,560	108,455,213	127,795,581	3,137,000	1,893,056	122,765,525
EDMOND LESS TIF	55,417,740	16,732,504	1,276,945,972	1,349,096,216	14,942,554	18,630,501	1,315,523,161
FOREST PARK	576,563	377,461	12,290,624	13,244,648	277,000	696,931	12,270,717
HARRAH LESS TIF	1,886,519	1,935,403	40,885,729	44,707,651	914,481	2,045,152	41,748,018
JONES	1,984,022	872,152	17,737,173	20,593,347	442,000	469,543	19,681,804
LAKE ALUMA	168	27,181	3,677,670	3,705,019	28,000	0	3,677,019
LUTHER	1,756,426	40,922,029	10,504,685	53,183,140	235,605	156,117	52,791,418
MIDWEST CITY LESS TIF	38,738,823	15,389,406	364,726,522	418,854,751	8,068,400	12,669,984	398,116,367
NICHOLS HILLS	2,997,989	884,525	175,673,773	179,556,287	956,000	497,780	178,102,507
NICOMA PARK	1,370,748	733,265	13,505,821	15,609,834	391,121	505,972	14,712,741
OKLAHOMA CITY LESS TIF	884,326,420	231,241,304	4,869,877,974	5,985,445,698	65,299,673	57,318,090	5,862,827,935
SMITH VILLAGE	133	17,716	285,859	303,708	13,000	25,249	265,459
SPENCER	1,279,574	968,262	17,557,968	19,805,804	667,800	767,822	18,370,182
THE VILLAGE LESS TIF	8,983,255	1,962,210	90,863,401	101,808,866	1,671,000	700,980	99,436,886
VALLEY BROOK	326,071	106,185	2,077,385	2,509,641	85,659	13,546	2,410,436
WARR ACRES	6,217,953	1,976,547	71,633,213	79,827,713	1,501,250	635,083	77,691,380
WOODLAWN PARK	423,173	47,593	1,829,969	2,300,735	45,000	47,536	2,208,199
TOTAL CITIES	1,028,804,824	327,197,825	7,298,409,880	8,654,412,529	103,801,514	105,508,960	8,445,102,055
TOTAL TOWNSHIPS	21,851,950	33,719,438	244,143,856	299,715,244	3,782,437	6,230,366	289,702,441
TOTAL COUNTY	1,050,656,774	360,917,263	7,542,553,736	8,954,127,773	107,583,951	111,739,326	8,734,804,496

Net Value reflects removal of TIF Increment.

COUNTY INCREMENT

COUNTY OKC TIF 1 INCREMENT	(1,463,160)	0	1,661,270	198,110	(1,000)	0	199,110
COUNTY OKC TIF 2 INCREMENT	10,045,224	0	180,397,273	190,442,497	88,269	406,583	189,947,645
COUNTY OKC TIF 4 INCREMENT	1,571,165	0	9,018,282	10,589,447	(1,292)	0	10,590,739
COUNTY OKC TIF 6 INCREMENT	73	0	709,077	709,150	38,000	12,836	658,314
COUNTY OKC TIF 7 INCREMENT	78,484	0	5,049,188	5,127,672	21,797	0	5,105,875
COUNTY OKC TIF 8 INCREMENT	6,330,226	0	43,966,879	50,297,105	0	0	50,297,105
COUNTY OKC TIF 9 INCREMENT	966,087	0	4,198,051	5,164,138	(4,022)	93	5,168,067
COUNTY OKC TIF 10 INCREMENT	(148,830)	0	1,928,983	1,780,153	0	0	1,780,153
COUNTY OKC TIF 11 INCREMENT	1,324,050	0	1,476,312	2,800,362	0	0	2,800,362
COUNTY OKC TIF 12 INCREMENT	(5,157)	0	5,745,491	5,740,334	17,000	75,405	5,647,929
COUNTY OKC TIF 13 INCREMENT	780,128	0	13,550,499	14,330,627	0	0	14,330,627
COUNTY OKC TIF 15 INCREMENT	(3,316)	0	426,706	423,390	0	0	423,390
COUNTY VILLAGE TIF 1 INCREMENT	210,376	0	8,133,223	8,343,599	110,000	57,895	8,175,704
COUNTY VILLAGE TIF 4 INCREMENT	78	0	617,588	617,666	0	0	617,666
COUNTY MWC TIF 2 INCREMENT	1,147,822	0	3,964,277	5,112,099	(1,000)	4,885	5,108,214
COUNTY BETHANY TIF 2 INCREMENT	(19,392)	0	387,517	368,125	(1,000)	0	369,125
COUNTY EDMOND TIF 1 INCREMENT	291,702	0	1,147,028	1,438,730	(3,000)	0	1,441,730
COUNTY CHOCTAW TIF 1 INCREMENT	1,427,749	0	4,124,124	5,551,873	18,000	18,285	5,515,588
COUNTY HARRAH TIF 1 INCREMENT	79,059	0	8,535,226	8,614,285	82,000	166,233	8,366,052
TOTAL TIF INCREMENTS	22,612,368	0	295,036,994	317,649,362	363,752	742,215	316,543,395
TOTAL ASSESSED VALUE	1,073,269,142	360,917,263	7,837,590,730	9,271,777,135	107,947,703	112,481,541	9,051,347,891

*Exemption on Homesteaded property for veterans classified as 100% disabled by the U.S. Department of Veterans Affairs or for their surviving spouse.

ASSESSED VALUATION OF OKLAHOMA COUNTY FOR YEAR 2022


OKLAHOMA CITY, OKLAHOMA
OKLAHOMA COUNTY
STATE OF OKLAHOMA

Total Valuation of Oklahoma County, CERTIFIED THIS 8 DAY OF August, 2022.



LARRY STEIN, COUNTY ASSESSOR
OKLAHOMA COUNTY, OKLAHOMA

SUBSCRIBED AND SWORN TO BEFORE ME THIS 8 DAY OF August, 2022




DANNY LAMBERT, DEPUTY COUNTY CLERK
OKLAHOMA COUNTY, OKLAHOMA

EXCISE BOARD Randel Shaded Egan Thompson ABSENT



LARRY STEIN

OKLAHOMA COUNTY ASSESSOR

320 Robert S. Kerr, #313 • Oklahoma City, Oklahoma 73102
(405) 713-1201 Fax (405) 713-1853 www.assessor.oklahomacounty.org

August 8, 2022

Danny Lambert
Deputy Oklahoma County Clerk
320 Robert S. Kerr Avenue
Oklahoma City, OK 73102


This is to inform you the certification of the 2022 Assessment Rolls incentive overlap area for Metro Tech #22, Francis Tuttle Tech #21, & Moore/Norman Tech #17 contains the following: *(Tax Districts 141,189,300,300TF4D,300TF6D,300TF12D,302,341,353,402,700)*

<u>OKC Community College Incentive/Overlap Areas</u>	<u>Personal</u>	<u>Public Service</u>	<u>Net Real Estate</u>	<u>Net Valuation</u>
Metro Tech #22 less TIFs	119,476,954	28,513,689	409,342,165	557,332,808
Francis Tuttle Tech #21	152,070,386	20,594,449	169,616,585	342,281,420
Moore/Norman Tech #17	29,487,181	939,200	62,621,743	93,048,124
<u>TOTAL OKC Comm College</u>	<u>301,034,521</u>	<u>50,047,338</u>	<u>641,580,493</u>	<u>992,662,352</u>


<u>TIF Valuations - OKC OCC</u>				
Dell TIF #4	978,171	0	4,304,915	5,283,086
Los Rosas TIF #6	73	0	658,241	658,314
Wheeler Park TIF #12	(5,157)	0	5,653,086	5,647,929

I hope you find this information satisfactory for your requirements.

Sincerely,



LARRY STEIN
COUNTY ASSESSOR



LARRY STEIN

OKLAHOMA COUNTY ASSESSOR

320 Robert S. Kerr, #313 • Oklahoma City, Oklahoma 73102
(405) 713-1201 Fax (405) 713-1853 www.assessor.oklahomacounty.org

August 8, 2022

Danny Lambert
Deputy Oklahoma County Clerk
County Office Building
320 Robert S. Kerr Avenue
Oklahoma City, OK 73102

This is to inform you on the 2022 Assessment Rolls the Hickory Hills Fire Protection District #1 and the Deer Creek Fire Protection District #2 contain the following:


Hickory Hills Fire District #1

Deer Creek Fire District #2

	<u>ASSESSED VALUATION</u>	<u>ASSESSED VALUATION</u>
REAL ESTATE	12,313,707	108,566,994
PERSONAL	394,323	2,464,281
PUBLIC SERVICE	<u>257,969</u>	<u>3,523,436</u>
TOTAL ASSESSED	12,965,999	114,554,711

I hope you find this information is satisfactory for your requirements.

Sincerely,



LARRY STEIN
COUNTY ASSESSOR

Real	Count	Value
Agricultural	23	120,949
Commercial	2,764	394,331,334
Residential	37,544	669,002,134
Total Real Value	40,331	1,063,454,417
Homestead	17,842	17,841,250
Veteran	536	10,868,611
Total Exempt	18,378	28,709,861
TIF Increment Value		5,086,656
Net Assessed		1,029,657,900
Under Protest	2	2,163,700
Senior Freeze	3,852	
Capped Parcels	40,293	

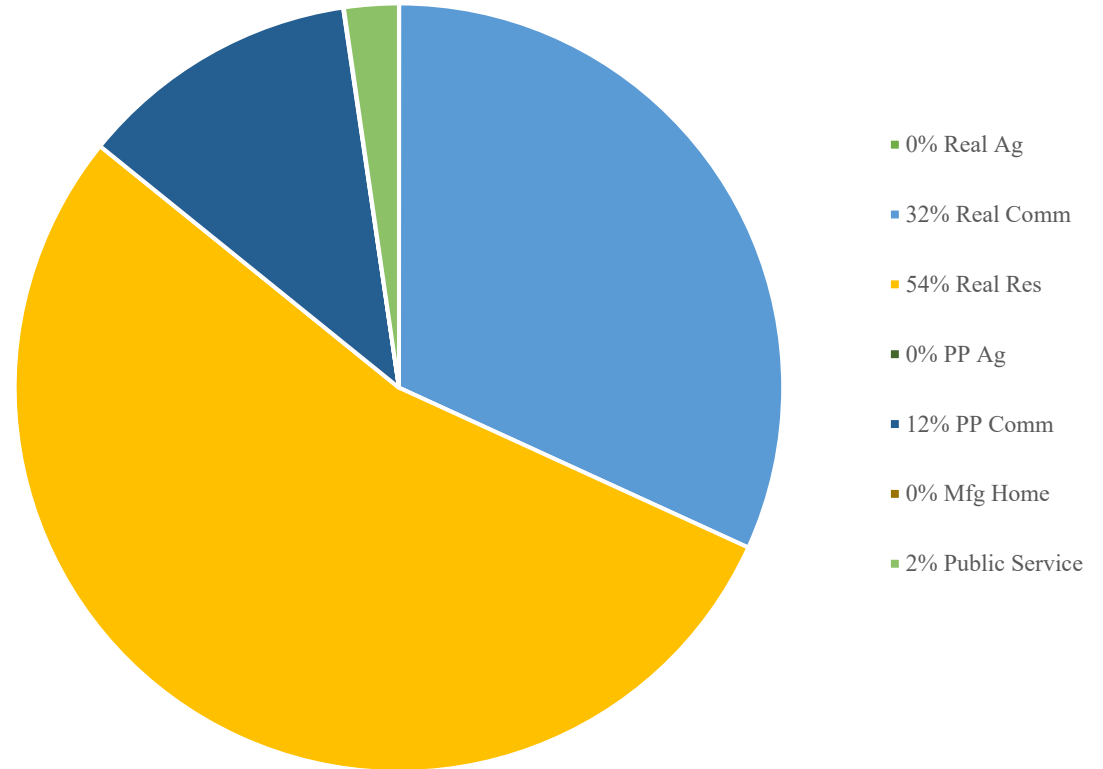
Personal	Count	Value
Agricultural	5	1,915
Commercial	4,100	146,931,281
Mfg Home	431	355,506
Total Personal	4,536	147,288,702
TIF Increment Value		573,602
Net Assessed		146,715,100
Under Protest	0	0

Public Service	Count	Value
Total PS Value	51	28,448,897
TIF Increment Value		0
Net Assessed		28,448,897

District Totals		
Total Gross Value		1,239,192,016
Homestead Loss		17,841,250
Other Exemption Loss		10,868,611
TIF Increment Value		5,660,258
Retained TIF Value		0
Net Assessed Value		1,204,821,897
Under Protest		2,163,700

*Public Service Protest Values are not included on this report.

Total Valuation



TIF Project Summary						
Description	Expires	Base Value	Increment Value	Retained Inc	Total Value	
OKC TIF#4	2030	2,436,826	10,590,739	0	13,027,565	
BETHANY TIF#2	2045	2,577,902	369,125	0	2,947,027	
Total TIF Valuation:		5,014,728	10,959,864	0	15,974,592	

Real	Count	Value
Agricultural	758	8,245,024
Commercial	80	1,373,005
Residential	2,584	36,523,869
Total Real Value	3,422	46,141,898
Homestead	942	940,092
Veteran	36	856,493
Total Exempt	978	1,796,585
TIF Increment Value		0
Net Assessed		44,345,313
Under Protest	0	0
Senior Freeze	159	
Capped Parcels	3,401	

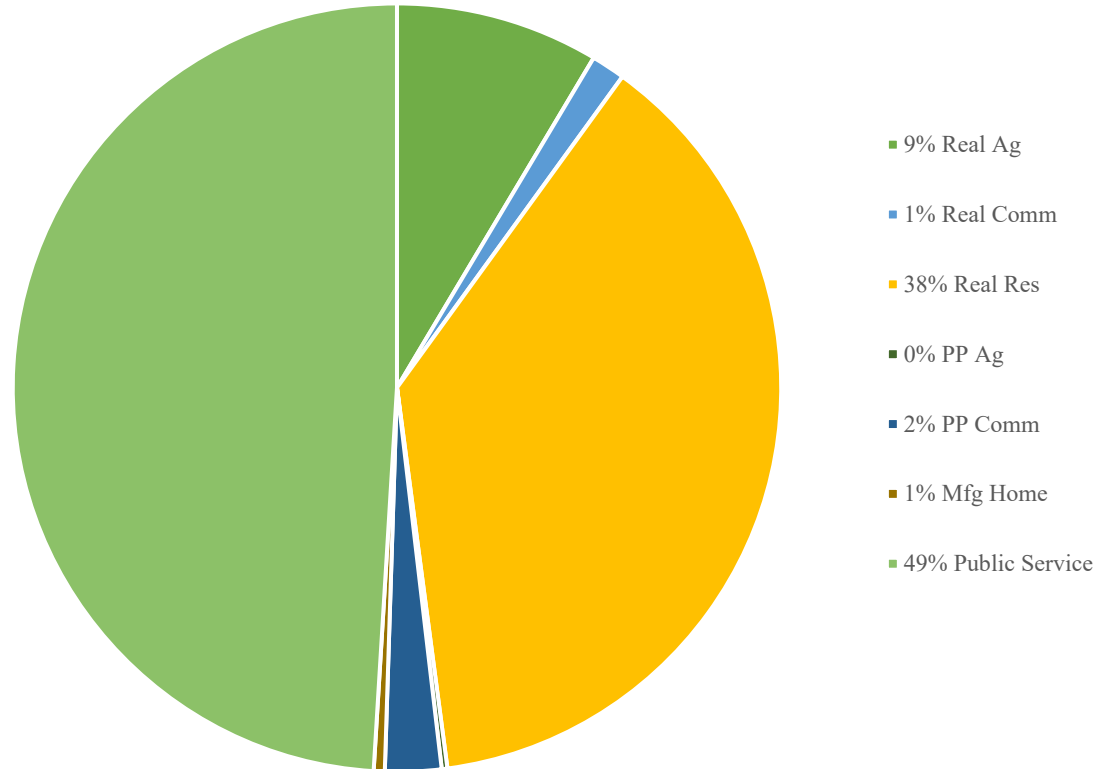
Personal	Count	Value
Agricultural	155	228,199
Commercial	145	2,279,602
Mfg Home	150	445,985
Total Personal	450	2,953,786
TIF Increment Value		0
Net Assessed		2,953,786
Under Protest	0	0

Public Service	Count	Value
Total PS Value	56	47,229,380
TIF Increment Value		0
Net Assessed		47,229,380

District Totals	
Total Gross Value	96,325,064
Homestead Loss	940,092
Other Exemption Loss	856,493
TIF Increment Value	0
Retained TIF Value	0
Net Assessed Value	94,528,479
Under Protest	0

*Public Service Protest Values are not included on this report.

Total Valuation



TIF Project Summary					
Description	Expires	Base Value	Increment Value	Retained Inc	Total Value

N/A

Real	Count	Value
Agricultural	291	3,483,425
Commercial	383	19,034,719
Residential	13,970	273,121,689
Total Real Value	14,644	295,639,833
Homestead	6,406	6,402,647
Veteran	736	19,528,564
Total Exempt	7,142	25,931,211
TIF Increment Value		4,087,839
Net Assessed		265,620,783
Under Protest	0	0
Senior Freeze	1,131	
Capped Parcels	14,629	

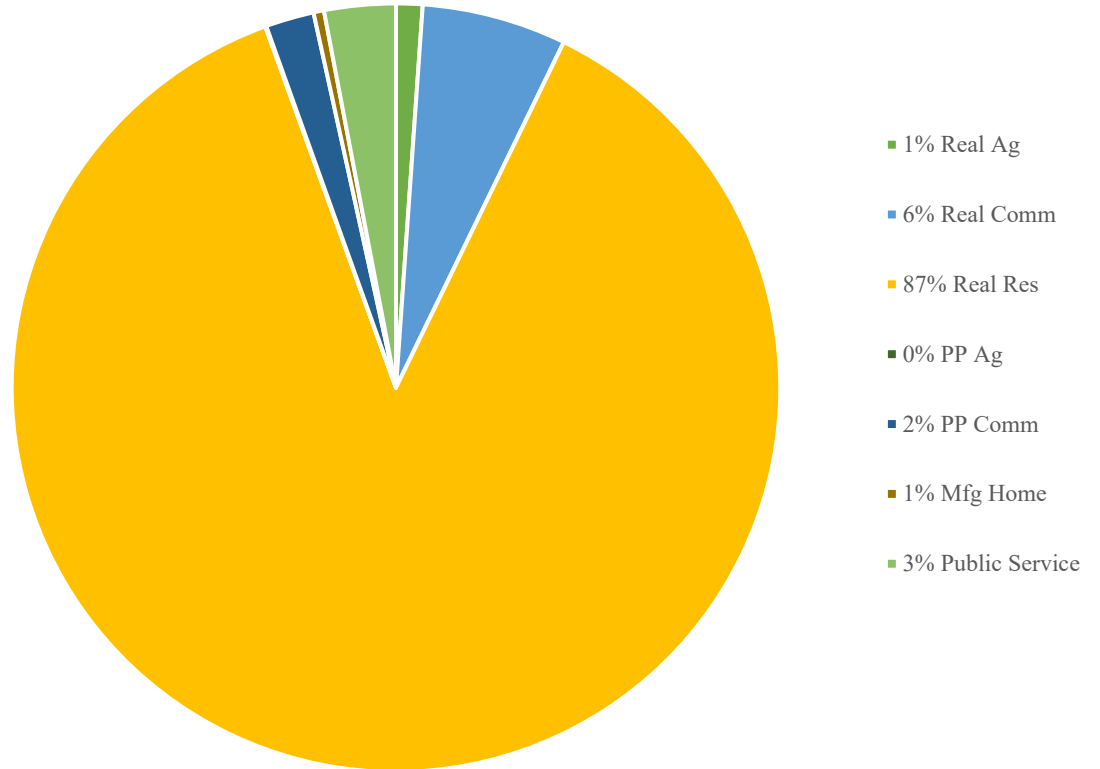
Personal	Count	Value
Agricultural	96	146,605
Commercial	611	6,372,730
Mfg Home	566	1,378,137
Total Personal	1,273	7,897,472
TIF Increment Value		1,427,749
Net Assessed		6,469,723
Under Protest	0	0

Public Service	Count	Value
Total PS Value	66	9,404,107
TIF Increment Value		0
Net Assessed		9,404,107

District Totals	
Total Gross Value	312,941,412
Homestead Loss	6,402,647
Other Exemption Loss	19,528,564
TIF Increment Value	5,515,588
Retained TIF Value	0
Net Assessed Value	281,494,613
Under Protest	0

*Public Service Protest Values are not included on this report.

Total Valuation



TIF Project Summary					
Description	Expires	Base Value	Increment Value	Retained Inc	Total Value
CHOCTAW TIF#1	2034	3,248,619	5,515,588	0	8,764,207
Total TIF Valuation:		3,248,619	5,515,588	0	8,764,207

Real	Count	Value
Agricultural	357	7,475,271
Commercial	344	69,510,853
Residential	13,795	445,084,651
Total Real Value	14,496	522,070,775
Homestead	4,898	4,898,000
Veteran	197	6,905,944
Total Exempt	5,095	11,803,944
TIF Increment Value		0
Net Assessed		510,266,831
Under Protest	0	0
Senior Freeze	362	
Capped Parcels	14,487	

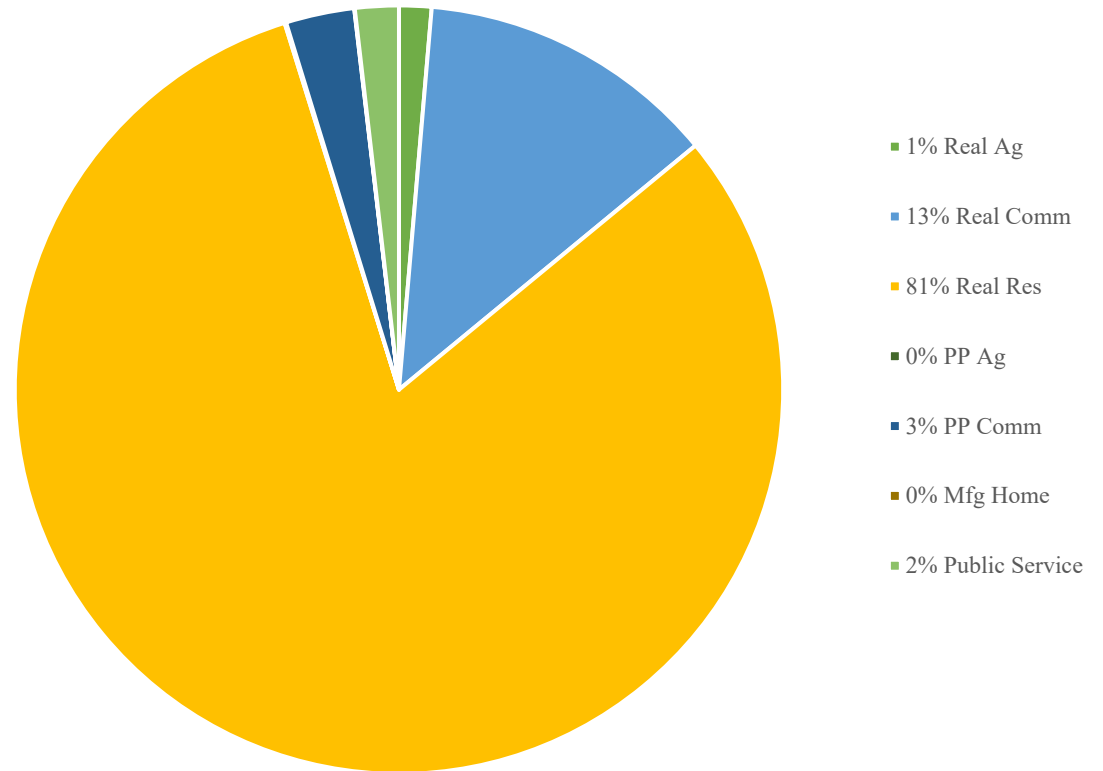
Personal	Count	Value
Agricultural	64	345,863
Commercial	533	15,833,480
Mfg Home	32	117,324
Total Personal	629	16,296,667
TIF Increment Value		0
Net Assessed		16,296,667
Under Protest	0	0

Public Service	Count	Value
Total PS Value	31	10,089,254
TIF Increment Value		0
Net Assessed		10,089,254

District Totals		
Total Gross Value		548,456,696
Homestead Loss		4,898,000
Other Exemption Loss		6,905,944
TIF Increment Value		0
Retained TIF Value		0
Net Assessed Value		536,652,752
Under Protest		0

*Public Service Protest Values are not included on this report.

Total Valuation



TIF Project Summary					
Description	Expires	Base Value	Increment Value	Retained Inc	Total Value

N/A

Real	Count	Value
Agricultural	311	3,221,927
Commercial	205	8,380,583
Residential	4,195	61,333,645
Total Real Value	4,711	72,936,155
Homestead	1,708	1,704,674
Veteran	151	3,241,512
Total Exempt	1,859	4,946,186
TIF Increment Value		8,286,993
Net Assessed		59,702,976
Under Protest	0	0
Senior Freeze	352	
Capped Parcels	4,694	

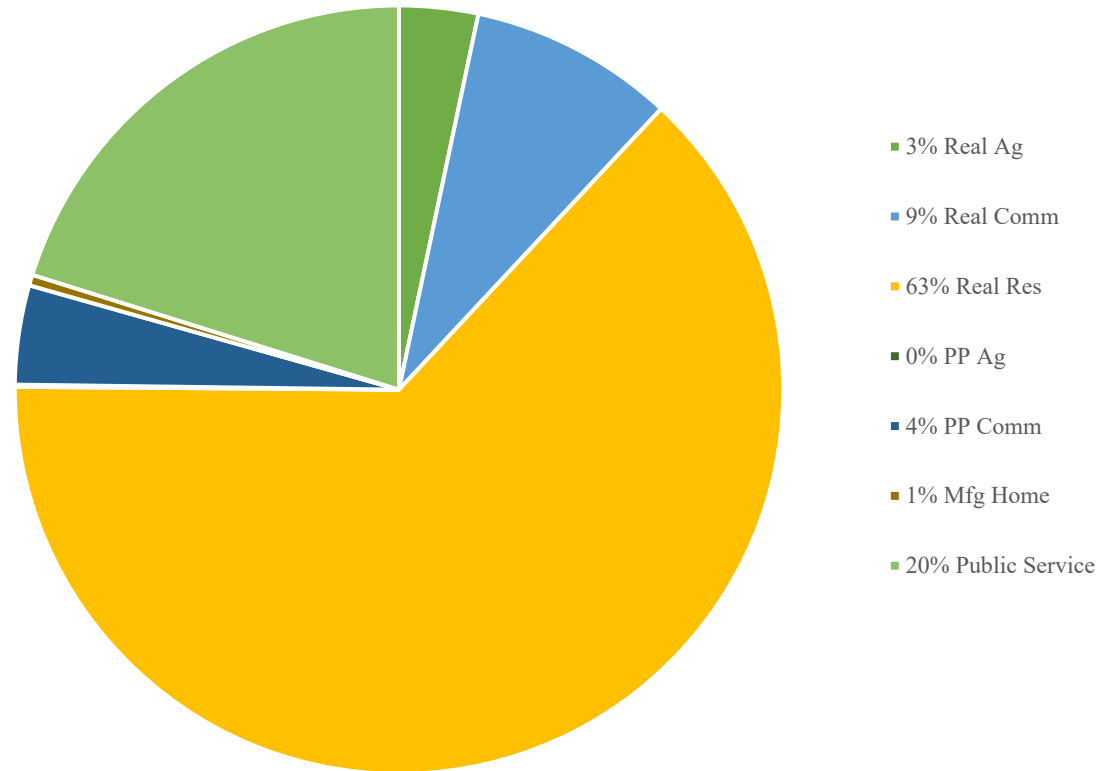
Personal	Count	Value
Agricultural	84	88,624
Commercial	302	4,048,271
Mfg Home	214	440,348
Total Personal	600	4,577,243
TIF Increment Value		79,059
Net Assessed		4,498,184
Under Protest	0	0

Public Service	Count	Value
Total PS Value	49	19,581,754
TIF Increment Value		0
Net Assessed		19,581,754

District Totals	
Total Gross Value	97,095,152
Homestead Loss	1,704,674
Other Exemption Loss	3,241,512
TIF Increment Value	8,366,052
Retained TIF Value	0
Net Assessed Value	83,782,914
Under Protest	0

*Public Service Protest Values are not included on this report.

Total Valuation



TIF Project Summary					
Description	Expires	Base Value	Increment Value	Retained Inc	Total Value
HARRAH TIF#1	2034	195,935	8,366,052	0	8,561,987
Total TIF Valuation:		195,935	8,366,052	0	8,561,987

Real	Count	Value
Agricultural	408	5,001,653
Commercial	115	2,369,038
Residential	2,975	43,613,303
Total Real Value	3,498	50,983,994
Homestead	1,170	1,169,838
Veteran	70	1,776,743
Total Exempt	1,240	2,946,581
TIF Increment Value		0
Net Assessed		48,037,413
Under Protest	0	0
Senior Freeze	234	
Capped Parcels	3,489	

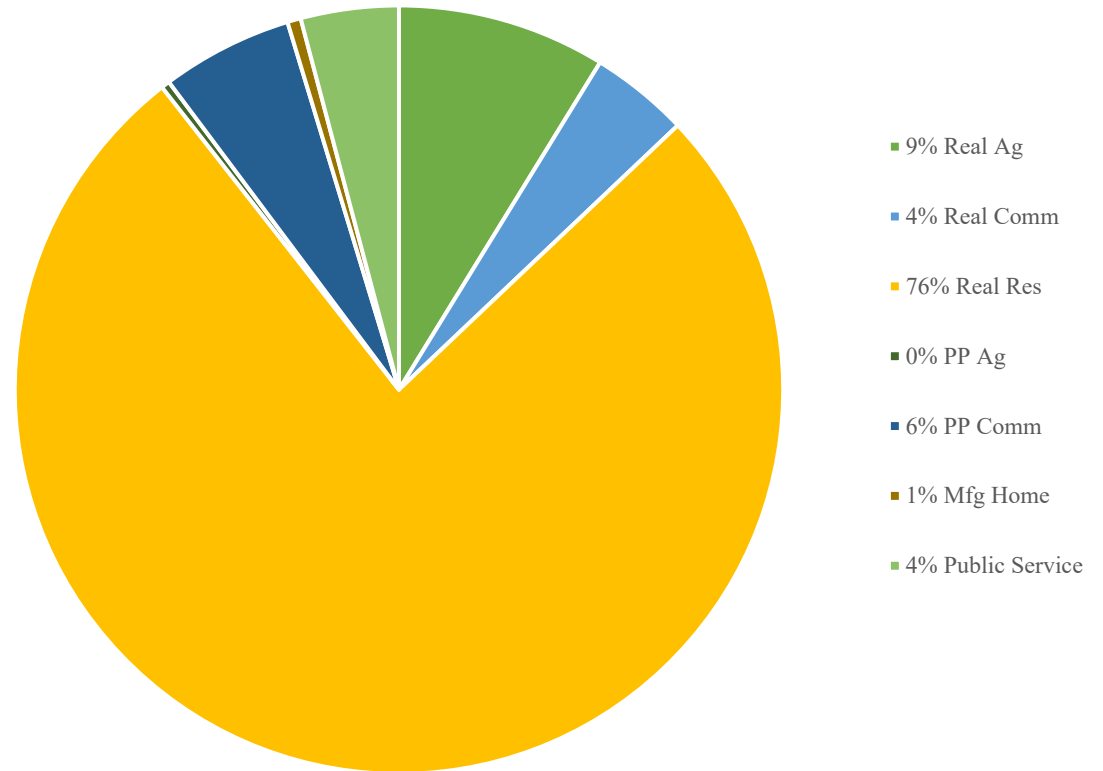
Personal	Count	Value
Agricultural	110	203,992
Commercial	164	3,155,081
Mfg Home	113	322,991
Total Personal	387	3,682,064
TIF Increment Value		0
Net Assessed		3,682,064
Under Protest	0	0

Public Service	Count	Value
Total PS Value	40	2,349,063
TIF Increment Value		0
Net Assessed		2,349,063

District Totals	
Total Gross Value	57,015,121
Homestead Loss	1,169,838
Other Exemption Loss	1,776,743
TIF Increment Value	0
Retained TIF Value	0
Net Assessed Value	54,068,540
Under Protest	0

*Public Service Protest Values are not included on this report.

Total Valuation



TIF Project Summary

Description	Expires	Base Value	Increment Value	Retained Inc	Total Value
-------------	---------	------------	-----------------	--------------	-------------

N/A

Real	Count	Value
Agricultural	383	6,823,363
Commercial	3,552	527,387,500
Residential	55,503	1,652,485,570
Total Real Value	59,438	2,186,696,433
Homestead	23,494	23,493,057
Veteran	877	29,864,289
Total Exempt	24,371	53,357,346
TIF Increment Value		1,150,028
Net Assessed		2,132,189,059
Under Protest	0	0
Senior Freeze	2,906	
Capped Parcels	59,404	

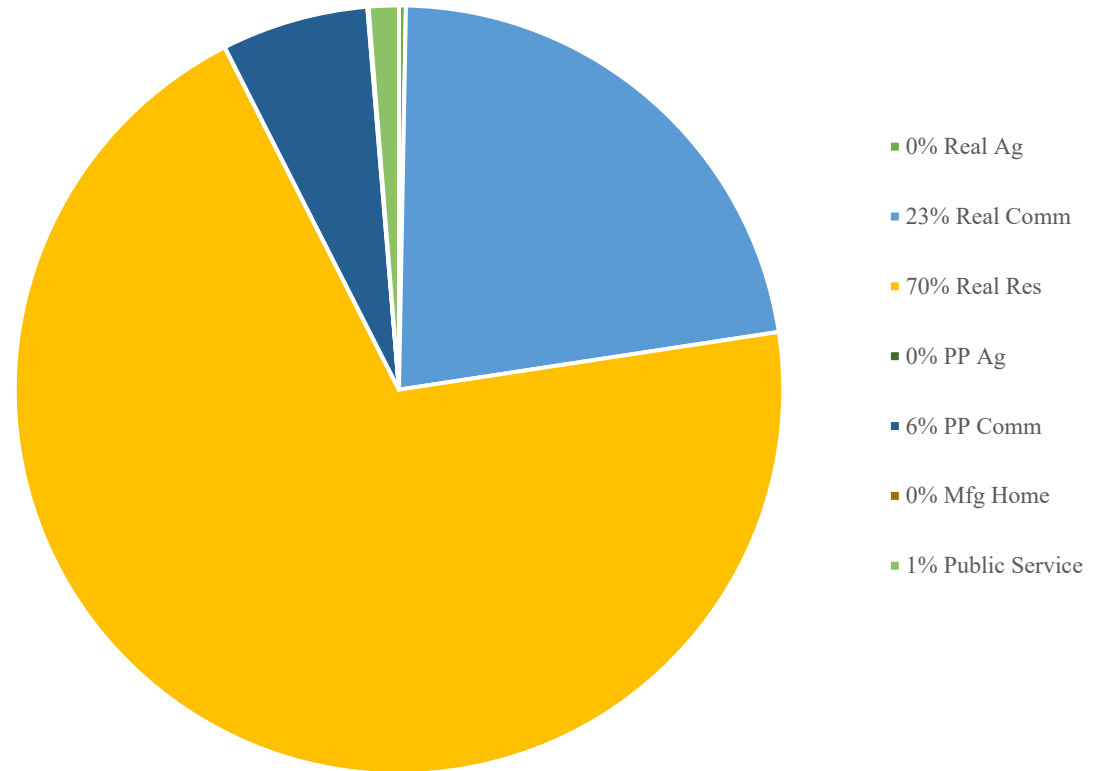
Personal	Count	Value
Agricultural	73	128,089
Commercial	5,079	145,991,575
Mfg Home	680	1,217,548
Total Personal	5,832	147,337,212
TIF Increment Value		291,702
Net Assessed		147,045,510
Under Protest	0	0

Public Service	Count	Value
Total PS Value	77	29,855,007
TIF Increment Value		0
Net Assessed		29,855,007

District Totals	
Total Gross Value	2,363,888,652
Homestead Loss	23,493,057
Other Exemption Loss	29,864,289
TIF Increment Value	1,441,730
Retained TIF Value	0
Net Assessed Value	2,309,089,576
Under Protest	0

*Public Service Protest Values are not included on this report.

Total Valuation



TIF Project Summary					
Description	Expires	Base Value	Increment Value	Retained Inc	Total Value
EDMOND TIF#1	2046	14,971,229	1,441,730	0	16,412,959
Total TIF Valuation:		14,971,229	1,441,730	0	16,412,959

Real	Count	Value
Agricultural	20	922,831
Commercial	115	18,284,682
Residential	1,546	89,595,268
Total Real Value	1,681	108,802,781
Homestead	707	707,000
Veteran	22	1,094,713
Total Exempt	729	1,801,713
TIF Increment Value		0
Net Assessed		107,001,068
Under Protest	0	0
Senior Freeze	26	
Capped Parcels	1,679	

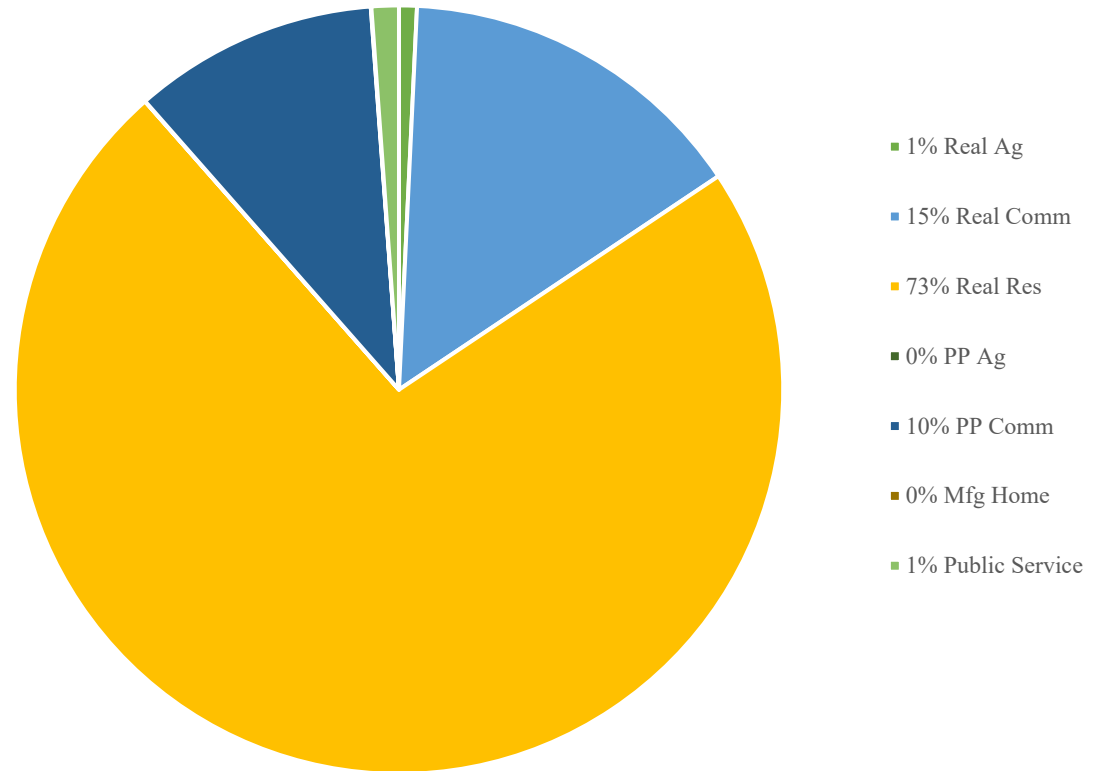
Personal	Count	Value
Agricultural	9	13,193
Commercial	167	12,679,379
Mfg Home	17	28,917
Total Personal	193	12,721,489
TIF Increment Value		0
Net Assessed		12,721,489
Under Protest	0	0

Public Service	Count	Value
Total PS Value	12	1,411,450
TIF Increment Value		0
Net Assessed		1,411,450

District Totals		
Total Gross Value		122,935,720
Homestead Loss		707,000
Other Exemption Loss		1,094,713
TIF Increment Value		0
Retained TIF Value		0
Net Assessed Value		121,134,007
Under Protest		0

*Public Service Protest Values are not included on this report.

Total Valuation



TIF Project Summary

Description	Expires	Base Value	Increment Value	Retained Inc	Total Value
-------------	---------	------------	-----------------	--------------	-------------

N/A

Real	Count	Value
Agricultural	31	560,035
Commercial	171	13,403,044
Residential	1,554	23,528,796
Total Real Value	1,756	37,491,875
Homestead	769	769,000
Veteran	53	841,488
Total Exempt	822	1,610,488
TIF Increment Value		0
Net Assessed		35,881,387
Under Protest	0	0
Senior Freeze	203	
Capped Parcels	1,753	

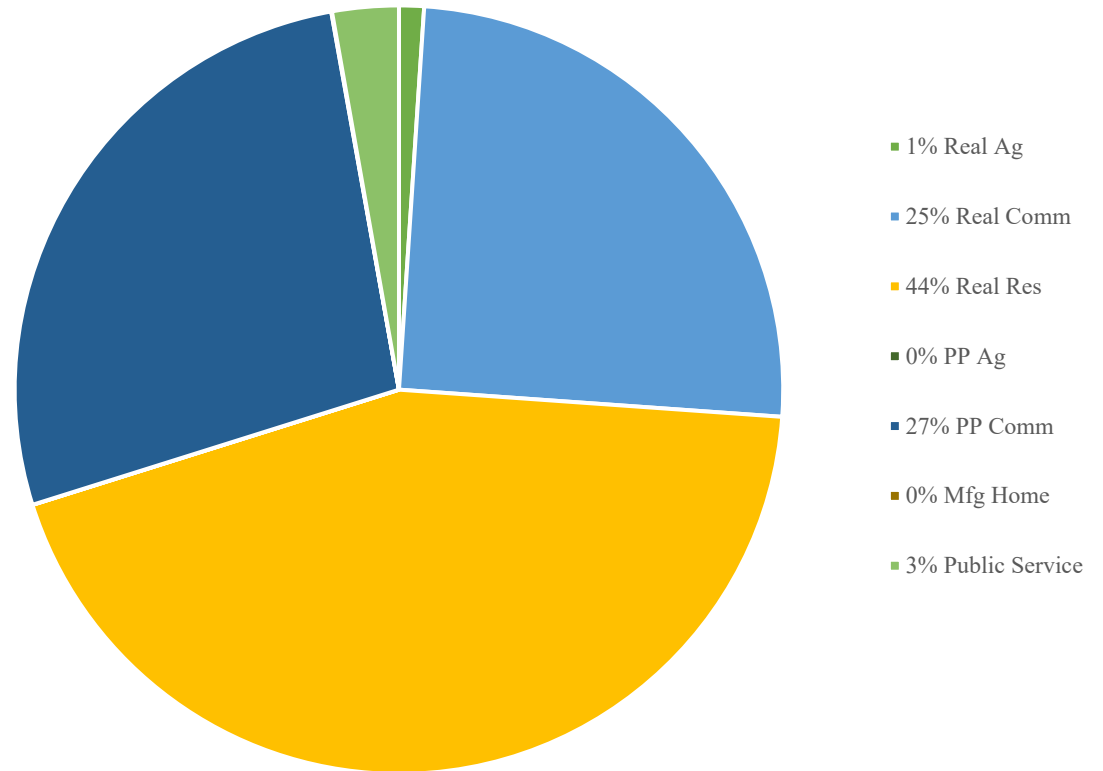
Personal	Count	Value
Agricultural	7	918
Commercial	246	14,441,225
Mfg Home	23	16,153
Total Personal	276	14,458,296
TIF Increment Value		0
Net Assessed		14,458,296
Under Protest	0	0

Public Service	Count	Value
Total PS Value	24	1,492,629
TIF Increment Value		0
Net Assessed		1,492,629

District Totals	
Total Gross Value	53,442,800
Homestead Loss	769,000
Other Exemption Loss	841,488
TIF Increment Value	0
Retained TIF Value	0
Net Assessed Value	51,832,312
Under Protest	0

*Public Service Protest Values are not included on this report.

Total Valuation



TIF Project Summary					
Description	Expires	Base Value	Increment Value	Retained Inc	Total Value

N/A

Real	Count	Value
Agricultural	38	840,488
Commercial	1,182	193,355,834
Residential	4,095	44,203,419
Total Real Value	5,315	238,399,741
Homestead	1,583	1,582,784
Veteran	43	524,909
Total Exempt	1,626	2,107,693
TIF Increment Value		0
Net Assessed		236,292,048
Under Protest	0	0
Senior Freeze	412	
Capped Parcels	5,298	

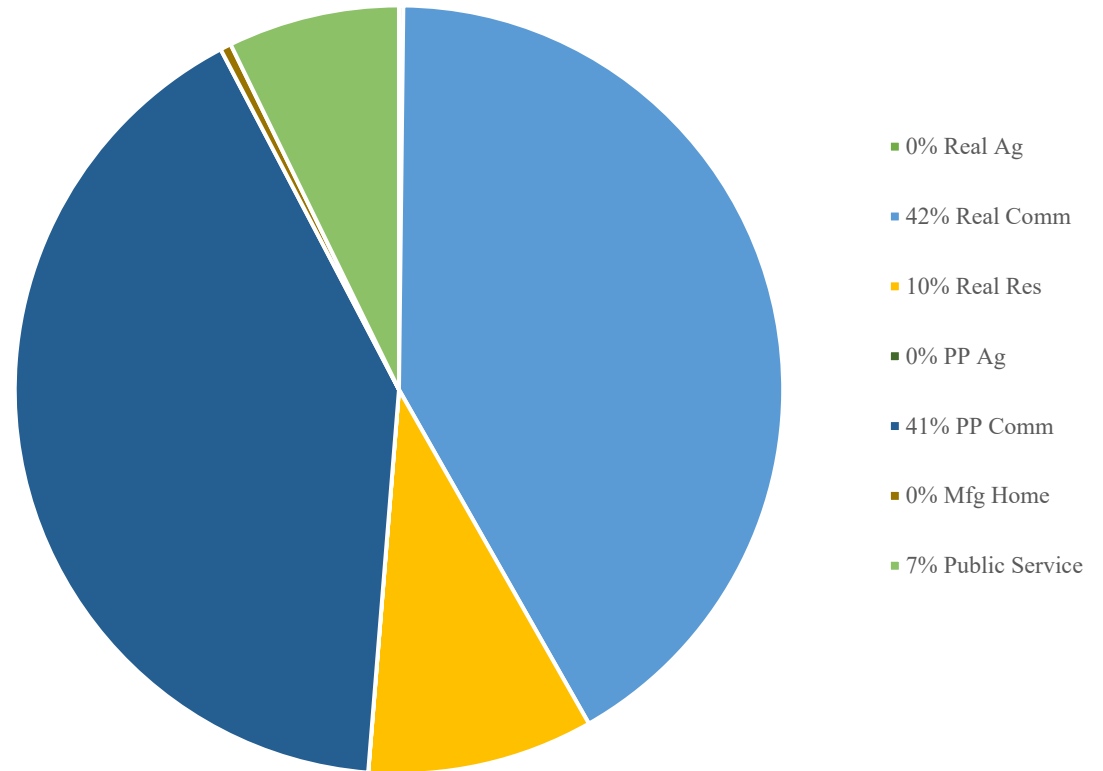
Personal	Count	Value
Agricultural	6	15,026
Commercial	1,283	190,801,398
Mfg Home	917	2,142,708
Total Personal	2,206	192,959,132
TIF Increment Value		0
Net Assessed		192,959,132
Under Protest	0	0

Public Service	Count	Value
Total PS Value	60	33,572,304
TIF Increment Value		0
Net Assessed		33,572,304

District Totals	
Total Gross Value	464,931,177
Homestead Loss	1,582,784
Other Exemption Loss	524,909
TIF Increment Value	0
Retained TIF Value	0
Net Assessed Value	462,823,484
Under Protest	0

*Public Service Protest Values are not included on this report.

Total Valuation



TIF Project Summary					
Description	Expires	Base Value	Increment Value	Retained Inc	Total Value

N/A

Real	Count	Value
Agricultural	77	1,666,772
Commercial	1,524	174,836,129
Residential	28,167	352,975,578
Total Real Value	29,768	529,478,479
Homestead	10,901	10,898,681
Veteran	931	17,373,806
Total Exempt	11,832	28,272,487
TIF Increment Value		5,135,033
Net Assessed		496,070,959
Under Protest	0	0
Senior Freeze	2,616	
Capped Parcels	29,729	

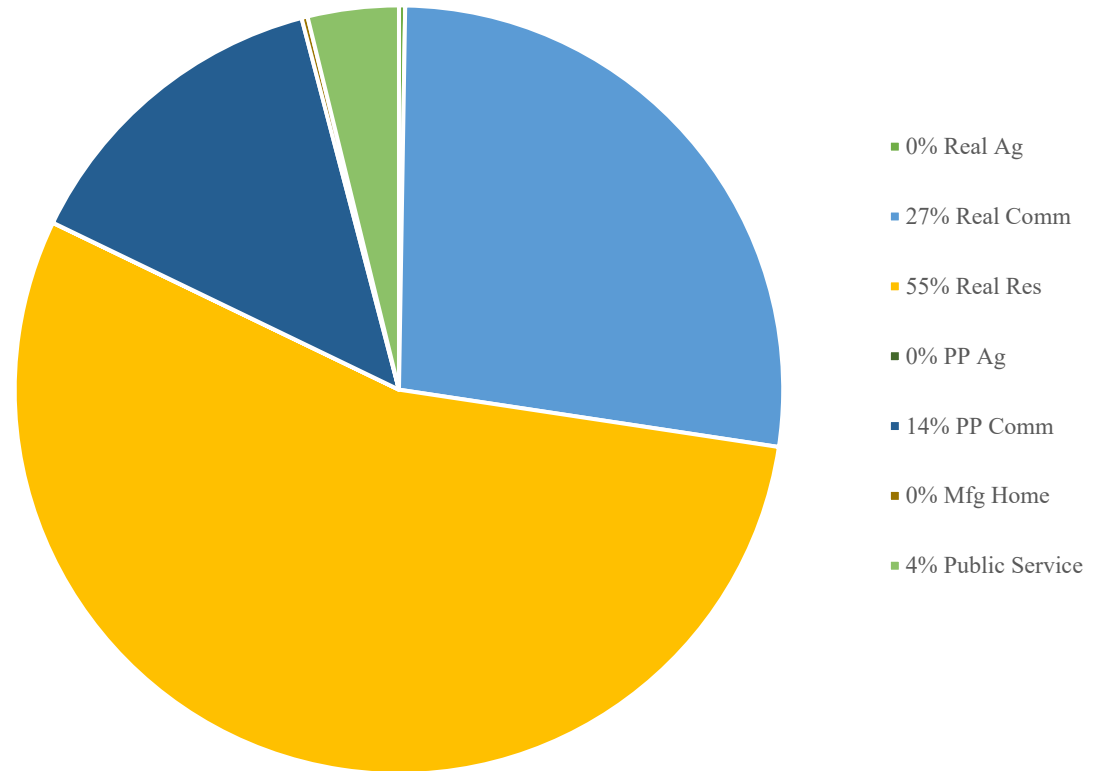
Personal	Count	Value
Agricultural	32	31,469
Commercial	2,203	88,719,053
Mfg Home	731	1,636,687
Total Personal	2,966	90,387,209
TIF Increment Value		1,678,081
Net Assessed		88,709,128
Under Protest	0	0

Public Service	Count	Value
Total PS Value	77	24,668,118
TIF Increment Value		0
Net Assessed		24,668,118

District Totals	
Total Gross Value	644,533,806
Homestead Loss	10,898,681
Other Exemption Loss	17,373,806
TIF Increment Value	6,813,114
Retained TIF Value	0
Net Assessed Value	609,448,205
Under Protest	0

*Public Service Protest Values are not included on this report.

Total Valuation



TIF Project Summary					
Description	Expires	Base Value	Increment Value	Retained Inc	Total Value
MWC TIF#2	2037	1,563,003	5,108,214	0	6,671,217
OKC TIF#9	2040	1,152,717	1,704,900	0	2,857,617
Total TIF Valuation:		2,715,720	6,813,114	0	9,528,834

Real	Count	Value
Agricultural	2	60,986
Commercial	407	28,278,117
Residential	915	3,698,896
Total Real Value	1,324	32,037,999
Homestead	207	197,975
Veteran	2	17,098
Total Exempt	209	215,073
TIF Increment Value		0
Net Assessed		31,822,926
Under Protest	0	0
Senior Freeze	52	
Capped Parcels	1,310	

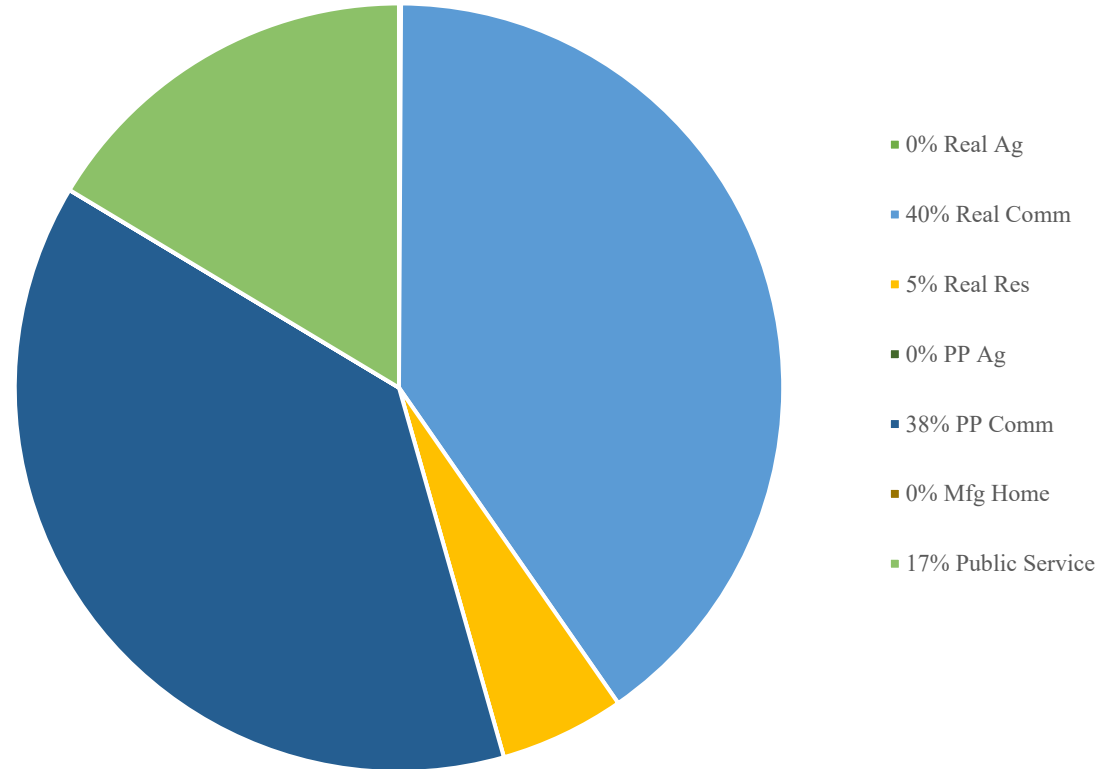
Personal	Count	Value
Agricultural	0	0
Commercial	370	26,700,243
Mfg Home	5	1,906
Total Personal	375	26,702,149
TIF Increment Value		0
Net Assessed		26,702,149
Under Protest	0	0

Public Service	Count	Value
Total PS Value	21	11,521,649
TIF Increment Value		0
Net Assessed		11,521,649

District Totals	
Total Gross Value	70,261,797
Homestead Loss	197,975
Other Exemption Loss	17,098
TIF Increment Value	0
Retained TIF Value	0
Net Assessed Value	70,046,724
Under Protest	0

*Public Service Protest Values are not included on this report.

Total Valuation



TIF Project Summary					
Description	Expires	Base Value	Increment Value	Retained Inc	Total Value

N/A

Real	Count	Value
Agricultural	6	36,388
Commercial	104	5,006,854
Residential	565	3,855,250
Total Real Value	675	8,898,492
Homestead	117	115,789
Veteran	7	66,826
Total Exempt	124	182,615
TIF Increment Value		0
Net Assessed		8,715,877
Under Protest	0	0
Senior Freeze	25	
Capped Parcels	664	

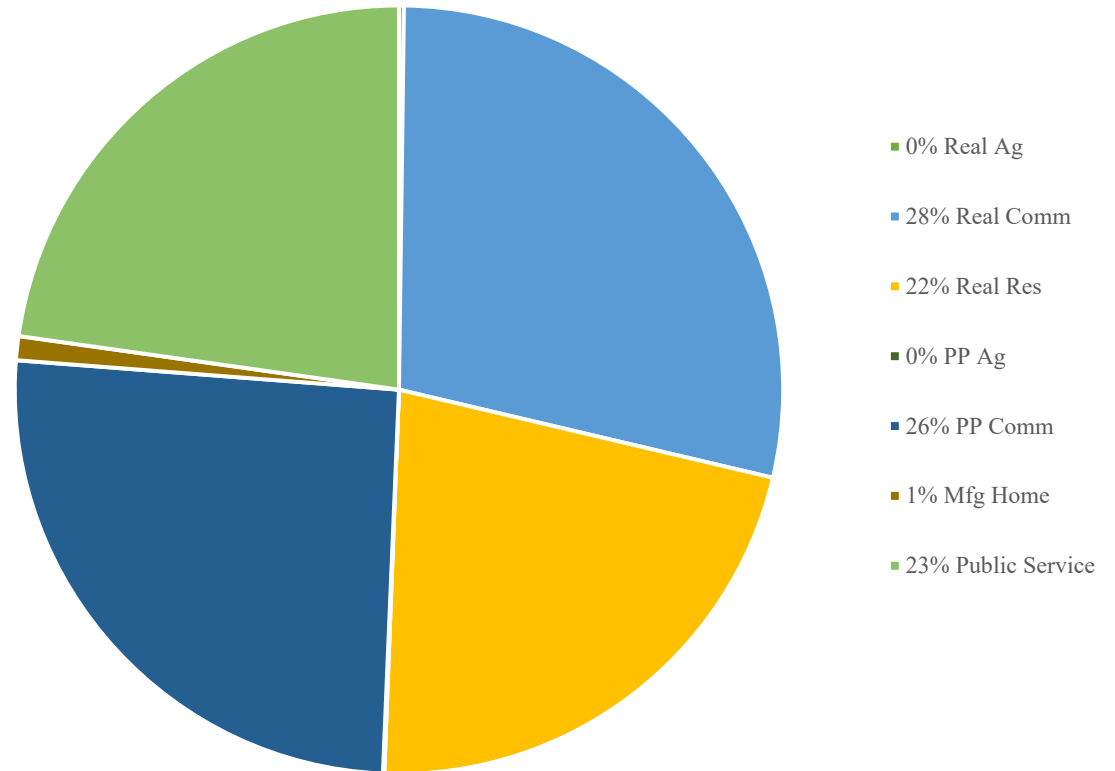
Personal	Count	Value
Agricultural	2	9,824
Commercial	91	4,493,394
Mfg Home	149	177,230
Total Personal	242	4,680,448
TIF Increment Value		0
Net Assessed		4,680,448
Under Protest	0	0

Public Service	Count	Value
Total PS Value	31	4,003,416
TIF Increment Value		0
Net Assessed		4,003,416

District Totals	
Total Gross Value	17,582,356
Homestead Loss	115,789
Other Exemption Loss	66,826
TIF Increment Value	0
Retained TIF Value	0
Net Assessed Value	17,399,741
Under Protest	0

*Public Service Protest Values are not included on this report.

Total Valuation



TIF Project Summary					
Description	Expires	Base Value	Increment Value	Retained Inc	Total Value

N/A

Real	Count	Value
Agricultural	0	0
Commercial	115	6,000,493
Residential	1,099	13,656,241
Total Real Value	1,214	19,656,734
Homestead	295	295,000
Veteran	8	108,165
Total Exempt	303	403,165
TIF Increment Value		0
Net Assessed		19,253,569
Under Protest	0	0
Senior Freeze	70	
Capped Parcels	1,214	

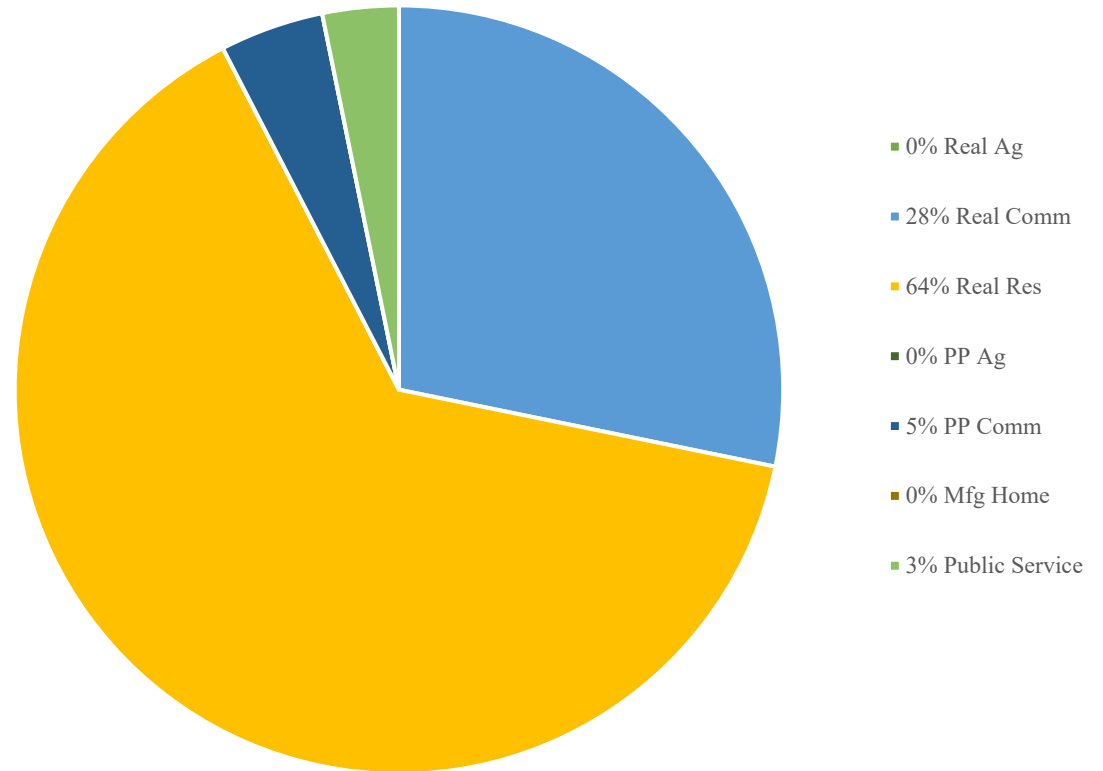
Personal	Count	Value
Agricultural	0	0
Commercial	150	929,998
Mfg Home	0	0
Total Personal	150	929,998
TIF Increment Value		0
Net Assessed		929,998
Under Protest	0	0

Public Service	Count	Value
Total PS Value	16	682,200
TIF Increment Value		0
Net Assessed		682,200

District Totals	
Total Gross Value	21,268,932
Homestead Loss	295,000
Other Exemption Loss	108,165
TIF Increment Value	0
Retained TIF Value	0
Net Assessed Value	20,865,767
Under Protest	0

*Public Service Protest Values are not included on this report.

Total Valuation



TIF Project Summary					
Description	Expires	Base Value	Increment Value	Retained Inc	Total Value

N/A

Real	Count	Value
Agricultural	229	3,629,666
Commercial	11,525	990,627,769
Residential	107,317	1,427,845,230
Total Real Value	119,071	2,422,102,665
Homestead	33,568	33,340,105
Veteran	906	13,088,013
Total Exempt	34,474	46,428,118
TIF Increment Value		270,184,478
Net Assessed		2,105,490,069
Under Protest	0	0
Senior Freeze	7,058	
Capped Parcels	118,677	

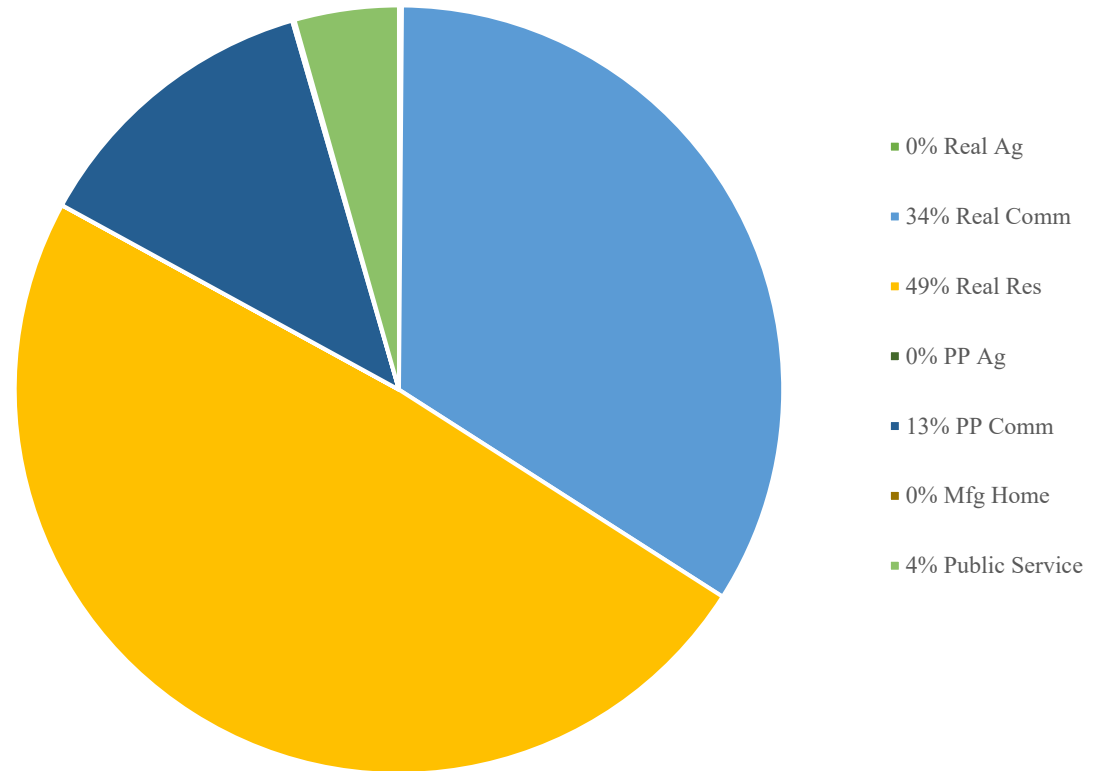
Personal	Count	Value
Agricultural	94	119,613
Commercial	10,482	366,131,507
Mfg Home	1,419	2,973,686
Total Personal	11,995	369,224,806
TIF Increment Value		18,562,175
Net Assessed		350,662,631
Under Protest	0	0

Public Service	Count	Value
Total PS Value	148	128,001,258
TIF Increment Value		0
Net Assessed		128,001,258

District Totals		
Total Gross Value	2,919,328,729	
Homestead Loss	33,340,105	
Other Exemption Loss	13,088,013	
TIF Increment Value	288,746,653	
Retained TIF Value	0	
Net Assessed Value	2,584,153,958	
Under Protest	0	

*Public Service Protest Values are not included on this report.

Total Valuation



TIF Project Summary						
Description	Expires	Base Value	Increment Value	Retained Inc	Total Value	
OKC TIF#1	2022	3,445,013	199,110	0	3,644,123	
OKC TIF#2	2025	67,450,458	189,947,645	0	257,398,103	
OKC TIF#4	2030	743,274	5,299,606	0	6,042,880	
OKC TIF#6	2030	61,807	658,314	0	720,121	
OKC TIF#7	2031	506,278	5,105,875	0	5,612,153	
OKC TIF#8	2034	0	50,297,105	0	50,297,105	

TIF Project Summary					
Description	Expires	Base Value	Increment Value	Retained Inc	Total Value
OKC TIF#9	2040	7,779,113	3,463,167	0	11,242,280
OKC TIF#10	2041	823,911	1,780,153	0	2,604,064
OKC TIF#11	2041	3,777,156	2,800,362	0	6,577,518
OKC TIF#12	2042	806,091	5,647,929	0	6,454,020
OKC TIF#13	2043	4,242,708	14,330,627	0	18,573,335
OKC TIF#15	2047	895,561	423,390	0	1,318,951
VILLAGE TIF#1	2031	1,033,448	8,175,704	0	9,209,152
VILLAGE TIF#4	2044	858,539	617,666	0	1,476,205
Total TIF Valuation:		92,423,357	288,746,653	0	381,170,010

Real	Count	Value
Agricultural	68	476,151
Commercial	6	84,295
Residential	557	9,535,233
Total Real Value	631	10,095,679
Homestead	254	252,811
Veteran	16	447,306
Total Exempt	270	700,117
TIF Increment Value		0
Net Assessed		9,395,562
Under Protest	0	0
Senior Freeze	47	
Capped Parcels	629	

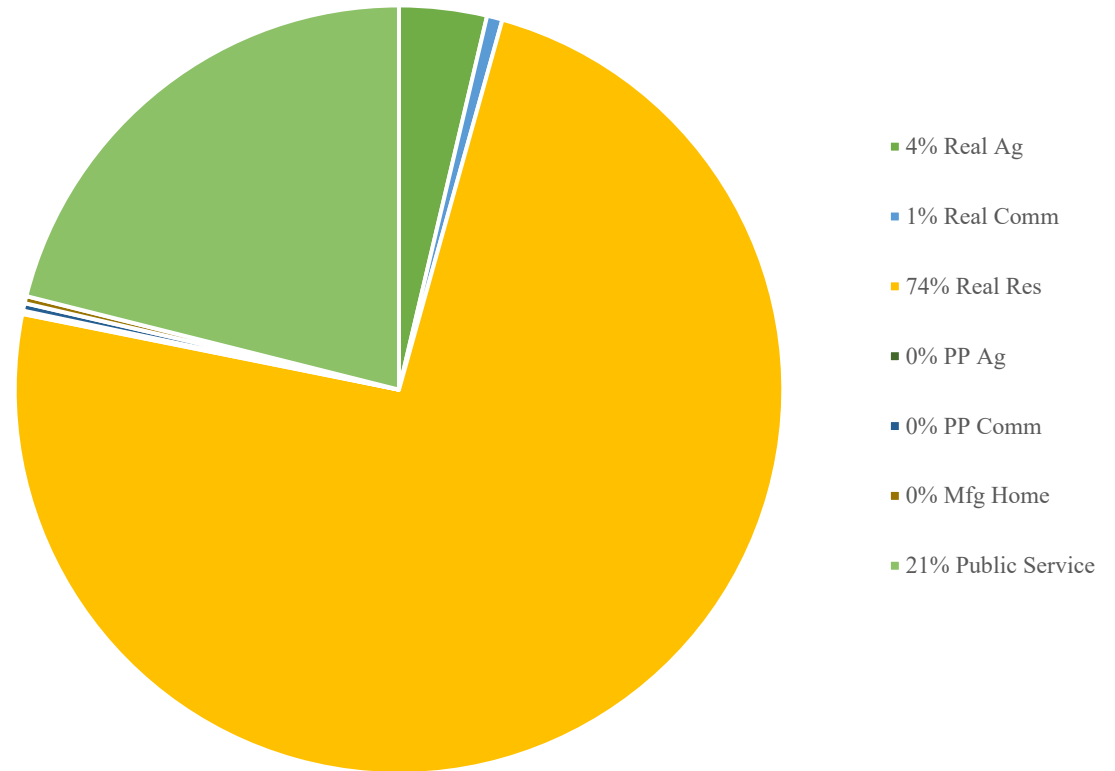
Personal	Count	Value
Agricultural	22	18,079
Commercial	27	40,977
Mfg Home	17	38,691
Total Personal	66	97,747
TIF Increment Value		0
Net Assessed		97,747
Under Protest	0	0

Public Service	Count	Value
Total PS Value	20	2,723,502
TIF Increment Value		0
Net Assessed		2,723,502

District Totals	
Total Gross Value	12,916,928
Homestead Loss	252,811
Other Exemption Loss	447,306
TIF Increment Value	0
Retained TIF Value	0
Net Assessed Value	12,216,811
Under Protest	0

*Public Service Protest Values are not included on this report.

Total Valuation



TIF Project Summary					
Description	Expires	Base Value	Increment Value	Retained Inc	Total Value

N/A

Real	Count	Value
Agricultural	7	48,385
Commercial	326	31,284,324
Residential	4,096	61,573,510
Total Real Value	4,429	92,906,219
Homestead	1,739	1,739,000
Veteran	144	2,779,129
Total Exempt	1,883	4,518,129
TIF Increment Value		0
Net Assessed		88,388,090
Under Protest	0	0
Senior Freeze	390	
Capped Parcels	4,425	

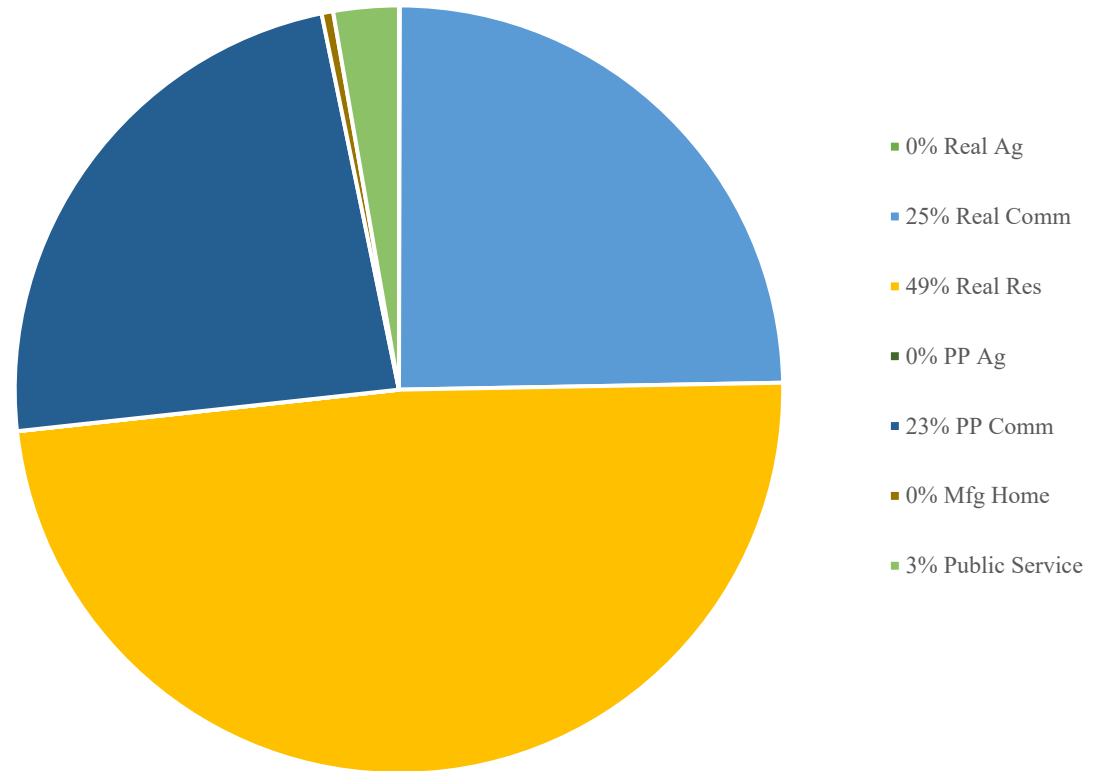
Personal	Count	Value
Agricultural	2	256
Commercial	459	29,787,868
Mfg Home	223	613,203
Total Personal	684	30,401,327
TIF Increment Value		0
Net Assessed		30,401,327
Under Protest	0	0

Public Service	Count	Value
Total PS Value	24	3,482,596
TIF Increment Value		0
Net Assessed		3,482,596

District Totals	
Total Gross Value	126,790,142
Homestead Loss	1,739,000
Other Exemption Loss	2,779,129
TIF Increment Value	0
Retained TIF Value	0
Net Assessed Value	122,272,013
Under Protest	0

*Public Service Protest Values are not included on this report.

Total Valuation



TIF Project Summary					
Description	Expires	Base Value	Increment Value	Retained Inc	Total Value

N/A

Real	Count	Value
Agricultural	21	267,597
Commercial	4	213,285
Residential	2,072	58,601,651
Total Real Value	2,097	59,082,533
Homestead	997	997,000
Veteran	65	2,066,882
Total Exempt	1,062	3,063,882
TIF Increment Value		0
Net Assessed		56,018,651
Under Protest	0	0
Senior Freeze	108	
Capped Parcels	2,097	

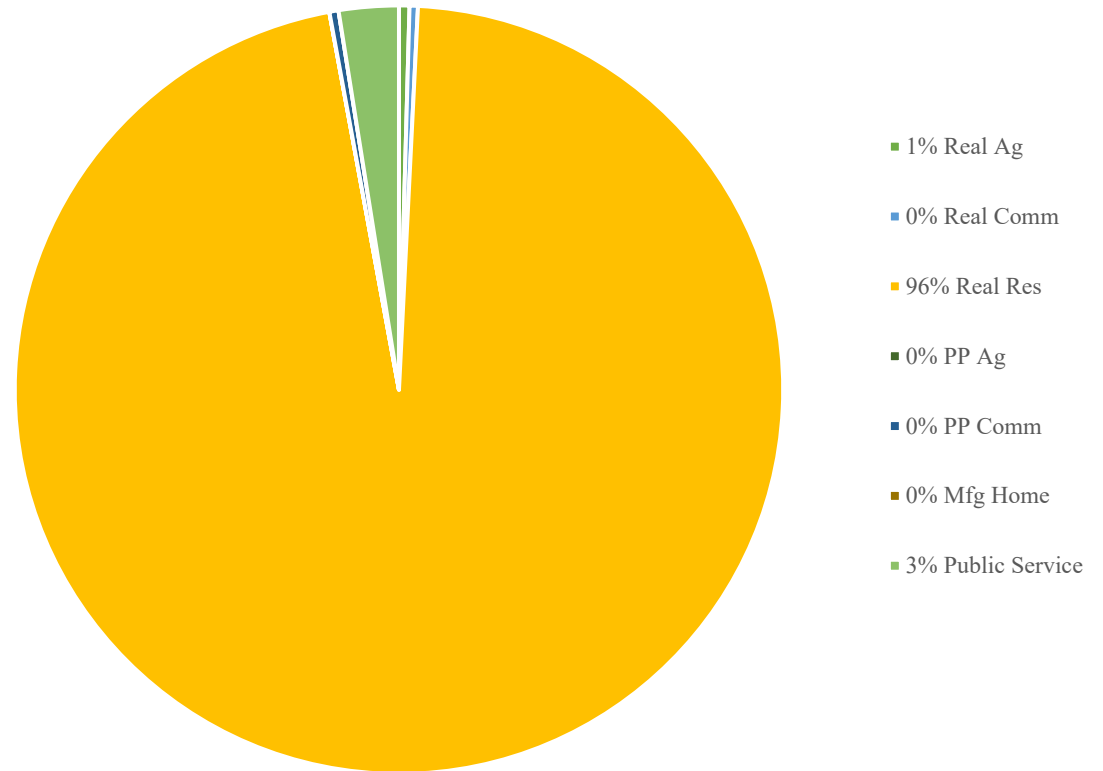
Personal	Count	Value
Agricultural	3	900
Commercial	42	233,393
Mfg Home	0	0
Total Personal	45	234,293
TIF Increment Value		0
Net Assessed		234,293
Under Protest	0	0

Public Service	Count	Value
Total PS Value	15	1,532,394
TIF Increment Value		0
Net Assessed		1,532,394

District Totals		
Total Gross Value		60,849,220
Homestead Loss		997,000
Other Exemption Loss		2,066,882
TIF Increment Value		0
Retained TIF Value		0
Net Assessed Value		57,785,338
Under Protest		0

*Public Service Protest Values are not included on this report.

Total Valuation



TIF Project Summary

Description	Expires	Base Value	Increment Value	Retained Inc	Total Value
-------------	---------	------------	-----------------	--------------	-------------

N/A

Real	Count	Value
Agricultural	4	61,590
Commercial	13	1,134,030
Residential	1,894	39,518,408
Total Real Value	1,911	40,714,028
Homestead	603	603,000
Veteran	39	1,031,050
Total Exempt	642	1,634,050
TIF Increment Value		0
Net Assessed		39,079,978
Under Protest	0	0
Senior Freeze	69	
Capped Parcels	1,911	

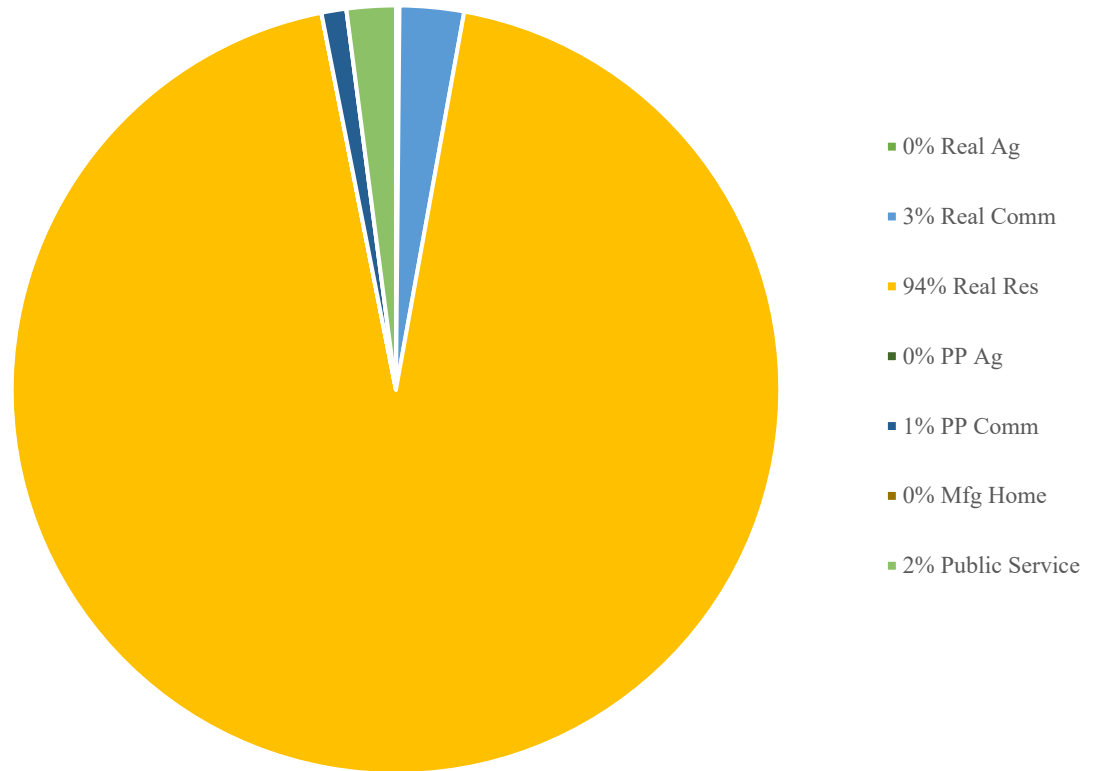
Personal	Count	Value
Agricultural	1	423
Commercial	48	438,679
Mfg Home	0	0
Total Personal	49	439,102
TIF Increment Value		0
Net Assessed		439,102
Under Protest	0	0

Public Service	Count	Value
Total PS Value	7	868,285
TIF Increment Value		0
Net Assessed		868,285

District Totals	
Total Gross Value	42,021,415
Homestead Loss	603,000
Other Exemption Loss	1,031,050
TIF Increment Value	0
Retained TIF Value	0
Net Assessed Value	40,387,365
Under Protest	0

*Public Service Protest Values are not included on this report.

Total Valuation



TIF Project Summary					
Description	Expires	Base Value	Increment Value	Retained Inc	Total Value

N/A

Real	Count	Value
Agricultural	68	476,151
Commercial	6	84,295
Residential	557	9,535,233
Total Real Value	631	10,095,679
Homestead	254	252,811
Veteran	16	447,306
Total Exempt	270	700,117
TIF Increment Value		0
Net Assessed		9,395,562
Under Protest	0	0
Senior Freeze	47	
Capped Parcels	629	

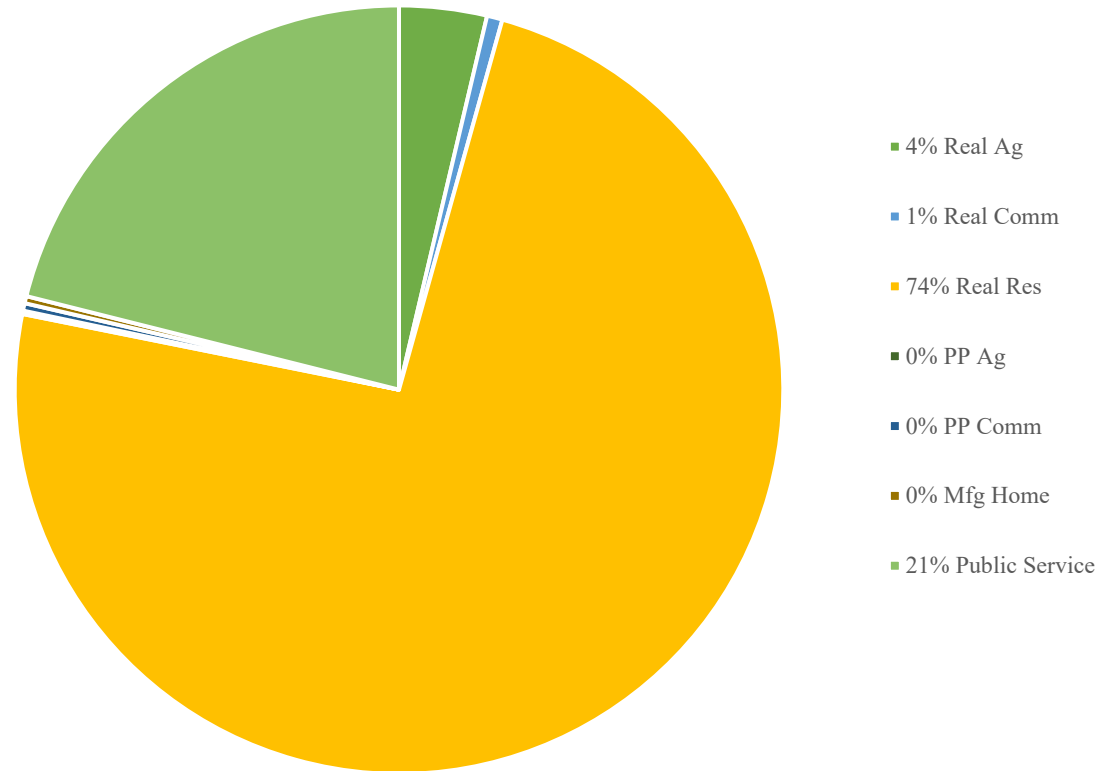
Personal	Count	Value
Agricultural	22	18,079
Commercial	27	40,977
Mfg Home	17	38,691
Total Personal	66	97,747
TIF Increment Value		0
Net Assessed		97,747
Under Protest	0	0

Public Service	Count	Value
Total PS Value	20	2,723,502
TIF Increment Value		0
Net Assessed		2,723,502

District Totals		
Total Gross Value		12,916,928
Homestead Loss		252,811
Other Exemption Loss		447,306
TIF Increment Value		0
Retained TIF Value		0
Net Assessed Value		12,216,811
Under Protest		0

*Public Service Protest Values are not included on this report.

Total Valuation



TIF Project Summary					
Description	Expires	Base Value	Increment Value	Retained Inc	Total Value

N/A

Real	Count	Value
Agricultural	25	329,187
Commercial	132	7,347,808
Residential	5,065	111,776,300
Total Real Value	5,222	119,453,295
Homestead	1,895	1,895,000
Veteran	112	3,206,097
Total Exempt	2,007	5,101,097
TIF Increment Value		0
Net Assessed		114,352,198
Under Protest	0	0
Senior Freeze	247	
Capped Parcels	5,222	

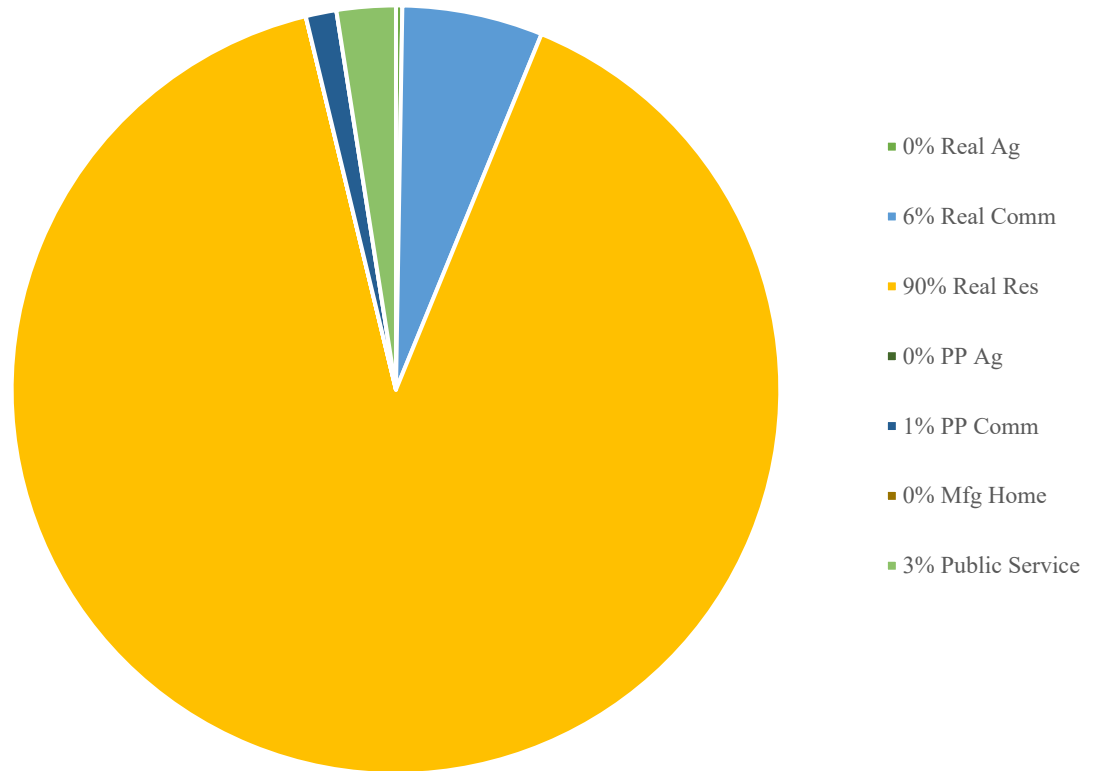
Personal	Count	Value
Agricultural	4	1,323
Commercial	240	1,602,070
Mfg Home	0	0
Total Personal	244	1,603,393
TIF Increment Value		0
Net Assessed		1,603,393
Under Protest	0	0

Public Service	Count	Value
Total PS Value	38	3,082,879
TIF Increment Value		0
Net Assessed		3,082,879

District Totals		
Total Gross Value		124,139,567
Homestead Loss		1,895,000
Other Exemption Loss		3,206,097
TIF Increment Value		0
Retained TIF Value		0
Net Assessed Value		119,038,470
Under Protest		0

*Public Service Protest Values are not included on this report.

Total Valuation



TIF Project Summary					
Description	Expires	Base Value	Increment Value	Retained Inc	Total Value

N/A

Real	Count	Value
Agricultural	5	4,626
Commercial	24	2,295,456
Residential	1,501	25,911,952
Total Real Value	1,530	28,212,034
Homestead	606	606,000
Veteran	89	1,839,687
Total Exempt	695	2,445,687
TIF Increment Value		0
Net Assessed		25,766,347
Under Protest	0	0
Senior Freeze	88	
Capped Parcels	1,529	

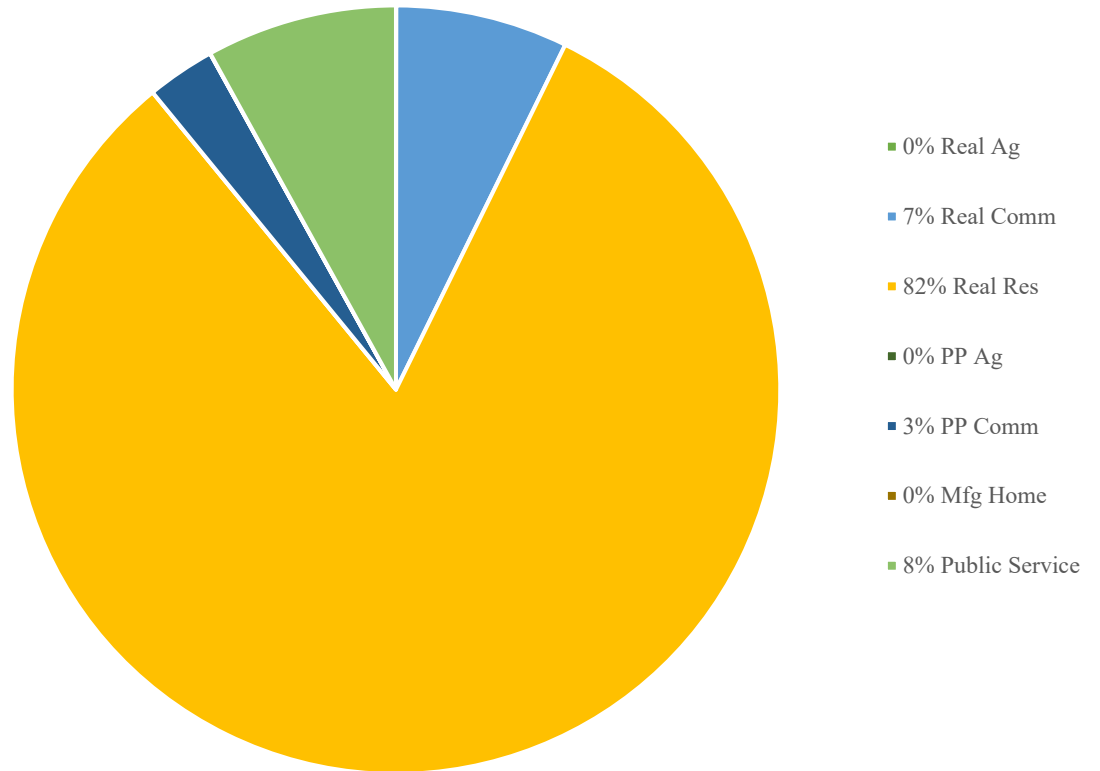
Personal	Count	Value
Agricultural	1	11
Commercial	54	910,790
Mfg Home	1	3,345
Total Personal	56	914,146
TIF Increment Value		0
Net Assessed		914,146
Under Protest	0	0

Public Service	Count	Value
Total PS Value	12	2,543,396
TIF Increment Value		0
Net Assessed		2,543,396

District Totals		
Total Gross Value		31,669,576
Homestead Loss		606,000
Other Exemption Loss		1,839,687
TIF Increment Value		0
Retained TIF Value		0
Net Assessed Value		29,223,889
Under Protest		0

*Public Service Protest Values are not included on this report.

Total Valuation



TIF Project Summary					
Description	Expires	Base Value	Increment Value	Retained Inc	Total Value

N/A

Real	Count	Value
Agricultural	769	14,567,468
Commercial	7,105	1,042,258,519
Residential	108,346	2,782,677,932
Total Real Value	116,220	3,839,503,919
Homestead	46,751	46,749,307
Veteran	1,618	47,728,675
Total Exempt	48,369	94,477,982
TIF Increment Value		6,236,684
Net Assessed		3,738,789,253
Under Protest	2	2,163,700
Senior Freeze	7,244	
Capped Parcels	116,137	

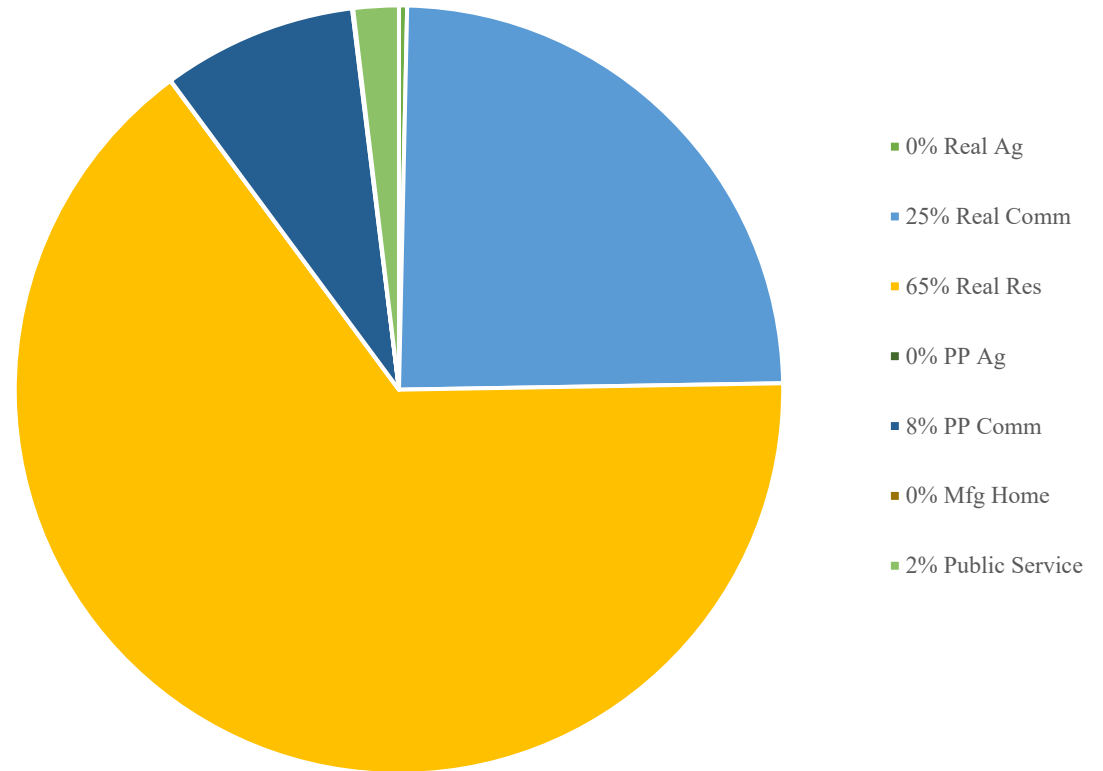
Personal	Count	Value
Agricultural	143	478,539
Commercial	10,279	349,352,562
Mfg Home	1,336	1,980,226
Total Personal	11,758	351,811,327
TIF Increment Value		865,304
Net Assessed		350,946,023
Under Protest	0	0

Public Service	Count	Value
Total PS Value	185	81,371,013
TIF Increment Value		0
Net Assessed		81,371,013

District Totals		
Total Gross Value		4,272,686,259
Homestead Loss		46,749,307
Other Exemption Loss		47,728,675
TIF Increment Value		7,101,988
Retained TIF Value		0
Net Assessed Value		4,171,106,289
Under Protest		2,163,700

*Public Service Protest Values are not included on this report.

Total Valuation



TIF Project Summary						
Description	Expires	Base Value	Increment Value	Retained Inc	Total Value	
OKC TIF#4	2030	1,693,552	5,291,133	0	6,984,685	
BETHANY TIF#2	2045	2,577,902	369,125	0	2,947,027	
EDMOND TIF#1	2046	14,971,229	1,441,730	0	16,412,959	
Total TIF Valuation:		19,242,683	7,101,988	0	26,344,671	

Real	Count	Value
Agricultural	258	4,249,520
Commercial	8,297	821,235,628
Residential	72,029	1,186,629,180
Total Real Value	80,584	2,012,114,328
Homestead	23,843	23,670,675
Veteran	685	11,545,326
Total Exempt	24,528	35,216,001
TIF Increment Value		259,568,236
Net Assessed		1,717,330,091
Under Protest	0	0
Senior Freeze	4,717	
Capped Parcels	80,287	

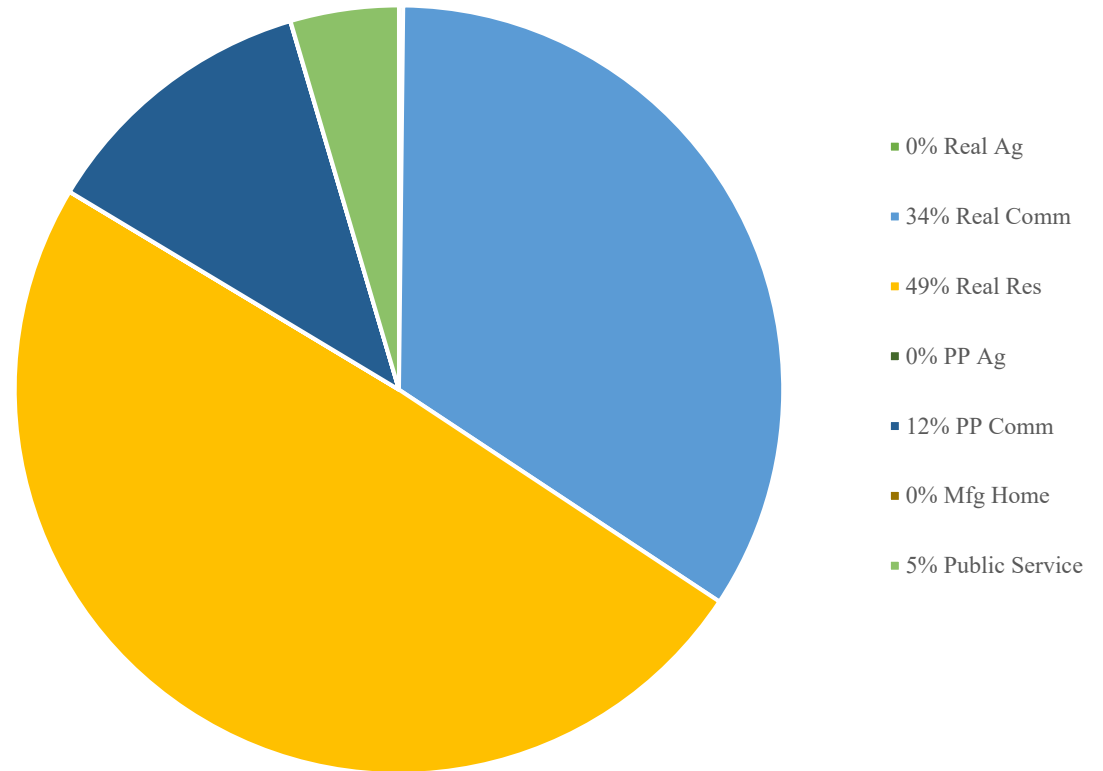
Personal	Count	Value
Agricultural	95	116,849
Commercial	8,105	284,446,801
Mfg Home	163	294,421
Total Personal	8,363	284,858,071
TIF Increment Value		17,589,088
Net Assessed		267,268,983
Under Protest	0	0

Public Service	Count	Value
Total PS Value	145	109,642,559
TIF Increment Value		0
Net Assessed		109,642,559

District Totals		
Total Gross Value	2,406,614,958	
Homestead Loss	23,670,675	
Other Exemption Loss	11,545,326	
TIF Increment Value	277,157,324	
Retained TIF Value	0	
Net Assessed Value	2,094,241,633	
Under Protest	0	

*Public Service Protest Values are not included on this report.

Total Valuation



TIF Project Summary						
Description	Expires	Base Value	Increment Value	Retained Inc	Total Value	
OKC TIF#1	2022	3,445,013	199,110	0	3,644,123	
OKC TIF#2	2025	67,450,458	189,947,645	0	257,398,103	
OKC TIF#4	2030	9,153	16,520	0	25,673	
OKC TIF#7	2031	506,278	5,105,875	0	5,612,153	
OKC TIF#8	2034	0	50,297,105	0	50,297,105	
OKC TIF#9	2040	7,779,113	3,463,167	0	11,242,280	

TIF Project Summary					
Description	Expires	Base Value	Increment Value	Retained Inc	Total Value
OKC TIF#10	2041	823,911	1,780,153	0	2,604,064
OKC TIF#11	2041	3,777,156	2,800,362	0	6,577,518
OKC TIF#13	2043	4,242,708	14,330,627	0	18,573,335
OKC TIF#15	2047	895,561	423,390	0	1,318,951
VILLAGE TIF#1	2031	1,033,448	8,175,704	0	9,209,152
VILLAGE TIF#4	2044	858,539	617,666	0	1,476,205
Total TIF Valuation:		90,821,338	277,157,324	0	367,978,662

Real	Count	Value
Agricultural	1,760	19,923,605
Commercial	754	28,163,030
Residential	19,323	323,517,162
Total Real Value	21,837	371,603,797
Homestead	8,182	8,173,251
Veteran	748	19,537,529
Total Exempt	8,930	27,710,780
TIF Increment Value		12,374,832
Net Assessed		331,518,185
Under Protest	0	0
Senior Freeze	1,526	
Capped Parcels	21,777	

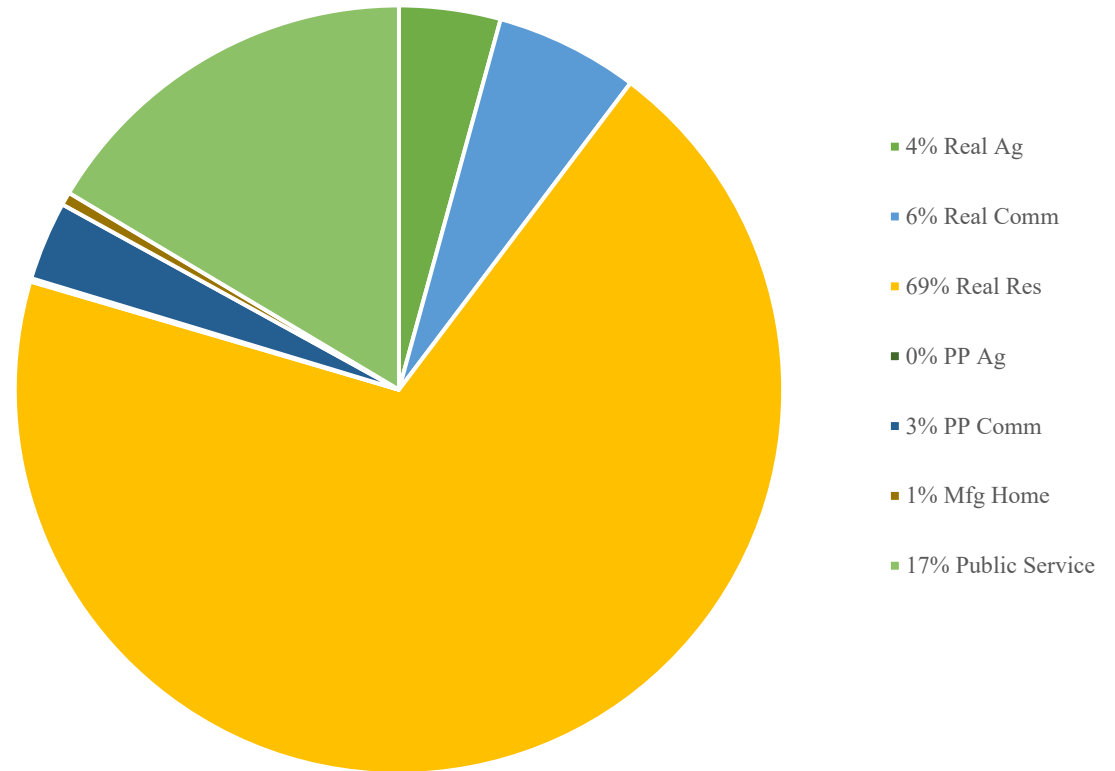
Personal	Count	Value
Agricultural	439	657,088
Commercial	1,162	15,525,830
Mfg Home	1,041	2,580,128
Total Personal	2,642	18,763,046
TIF Increment Value		1,506,808
Net Assessed		17,256,238
Under Protest	0	0

Public Service	Count	Value
Total PS Value	201	76,806,143
TIF Increment Value		0
Net Assessed		76,806,143

District Totals		
Total Gross Value		467,172,986
Homestead Loss		8,173,251
Other Exemption Loss		19,537,529
TIF Increment Value		13,881,640
Retained TIF Value		0
Net Assessed Value		425,580,566
Under Protest		0

*Public Service Protest Values are not included on this report.

Total Valuation



TIF Project Summary						
Description	Expires	Base Value	Increment Value	Retained Inc	Total Value	
CHOCTAW TIF#1	2034	3,248,619	5,515,588	0	8,764,207	
HARRAH TIF#1	2034	195,935	8,366,052	0	8,561,987	
Total TIF Valuation:		3,444,554	13,881,640	0	17,326,194	

Real	Count	Value
Agricultural	88	1,715,431
Commercial	1,771	195,612,460
Residential	37,434	482,554,555
Total Real Value	39,293	679,882,446
Homestead	14,316	14,312,326
Veteran	1,257	23,945,168
Total Exempt	15,573	38,257,494
TIF Increment Value		5,135,033
Net Assessed		636,489,919
Under Protest	0	0
Senior Freeze	3,321	
Capped Parcels	39,225	

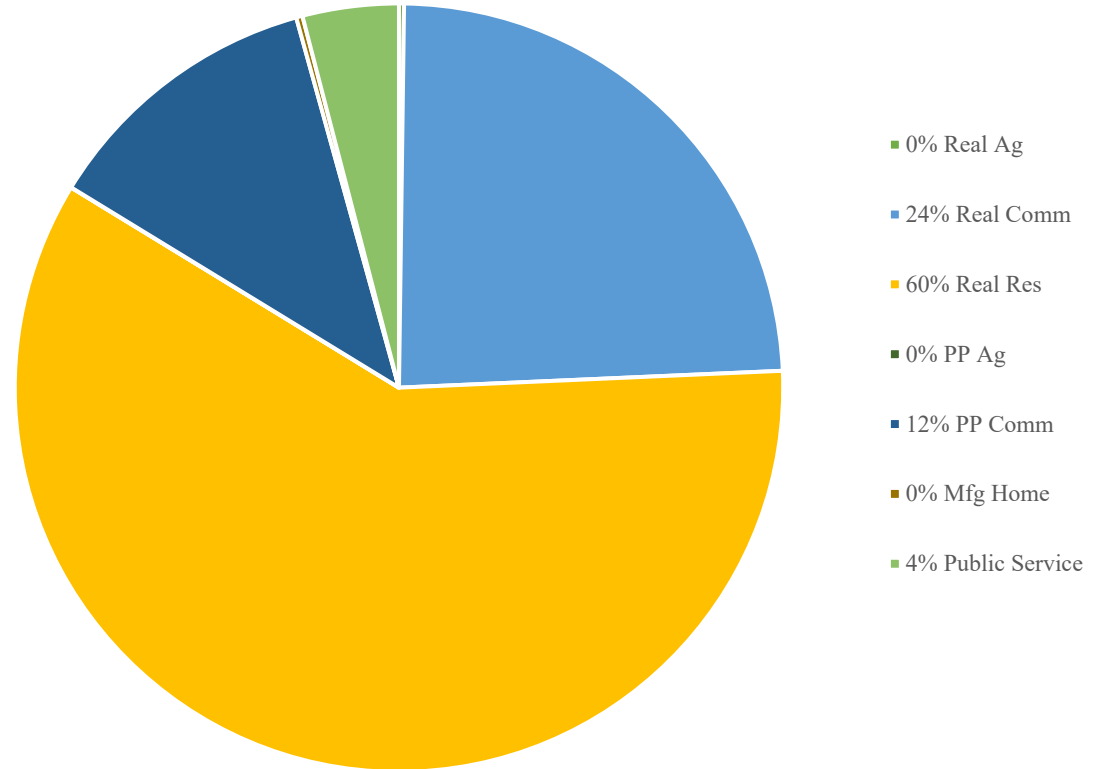
Personal	Count	Value
Agricultural	42	51,841
Commercial	2,526	97,124,031
Mfg Home	1,088	2,157,029
Total Personal	3,656	99,332,901
TIF Increment Value		1,678,081
Net Assessed		97,654,820
Under Protest	0	0

Public Service	Count	Value
Total PS Value	119	32,846,598
TIF Increment Value		0
Net Assessed		32,846,598

District Totals		
Total Gross Value		812,061,945
Homestead Loss		14,312,326
Other Exemption Loss		23,945,168
TIF Increment Value	6,813,114	
Retained TIF Value	0	
Net Assessed Value	766,991,337	
Under Protest	0	

*Public Service Protest Values are not included on this report.

Total Valuation



TIF Project Summary						
Description	Expires	Base Value	Increment Value	Retained Inc	Total Value	
MWC TIF#2	2037	1,563,003	5,108,214	0	6,671,217	
OKC TIF#9	2040	1,152,717	1,704,900	0	2,857,617	
Total TIF Valuation:		2,715,720	6,813,114	0	9,528,834	

Real	Count	Value
Agricultural	37	737,318
Commercial	4,677	368,783,073
Residential	38,598	297,381,717
Total Real Value	43,312	666,902,108
Homestead	11,633	11,568,333
Veteran	292	3,137,040
Total Exempt	11,925	14,705,373
TIF Increment Value		10,616,242
Net Assessed		641,580,493
Under Protest	0	0
Senior Freeze	2,853	
Capped Parcels	43,198	

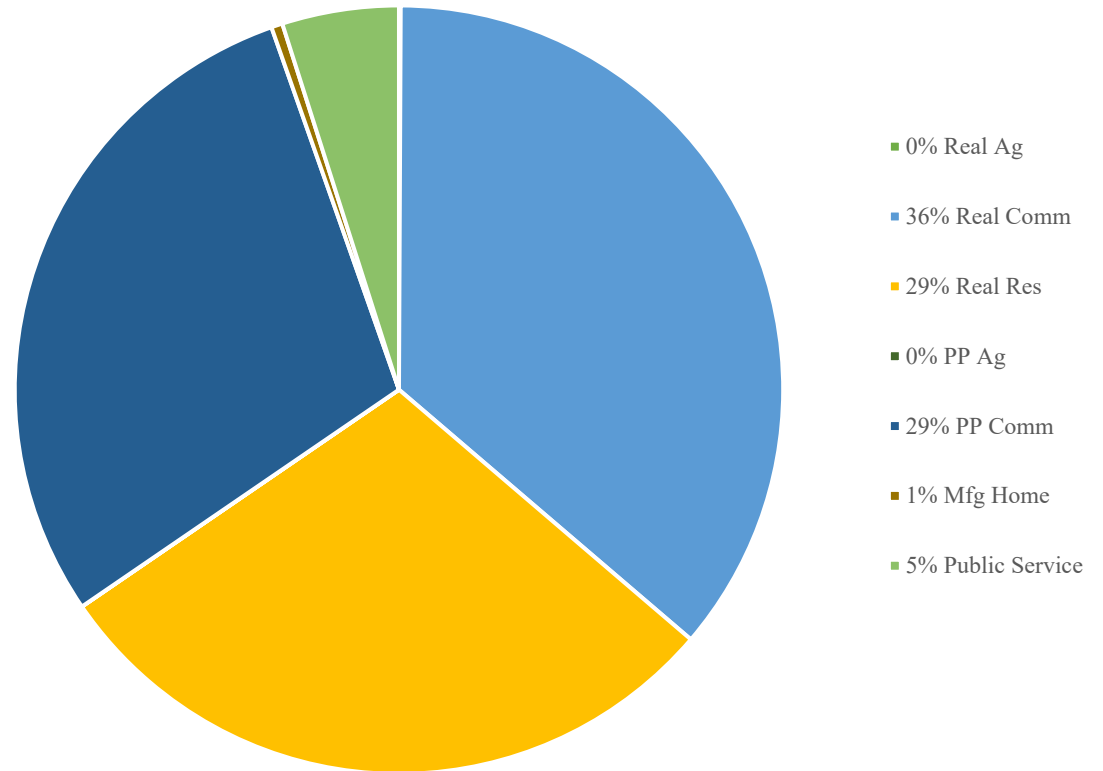
Personal	Count	Value
Agricultural	9	15,682
Commercial	3,905	297,167,663
Mfg Home	2,024	4,824,263
Total Personal	5,938	302,007,608
TIF Increment Value		973,087
Net Assessed		301,034,521
Under Protest	0	0

Public Service	Count	Value
Total PS Value	78	50,047,338
TIF Increment Value		0
Net Assessed		50,047,338

District Totals		
Total Gross Value		1,018,957,054
Homestead Loss		11,568,333
Other Exemption Loss		3,137,040
TIF Increment Value		11,589,329
Retained TIF Value		0
Net Assessed Value		992,662,352
Under Protest		0

*Public Service Protest Values are not included on this report.

Total Valuation



TIF Project Summary						
Description	Expires	Base Value	Increment Value	Retained Inc	Total Value	
OKC TIF#4	2030	734,121	5,283,086	0	6,017,207	
OKC TIF#6	2030	61,807	658,314	0	720,121	
OKC TIF#12	2042	806,091	5,647,929	0	6,454,020	
Total TIF Valuation:		1,602,019	11,589,329	0	13,191,348	

Real	Count	Value
Agricultural	24	939,195
Commercial	169	19,115,619
Residential	1,590	89,768,310
Total Real Value	1,783	109,823,124
Homestead	720	720,000
Veteran	22	1,094,713
Total Exempt	742	1,814,713
TIF Increment Value		0
Net Assessed		108,008,411
Under Protest	0	0
Senior Freeze	29	
Capped Parcels	1,779	

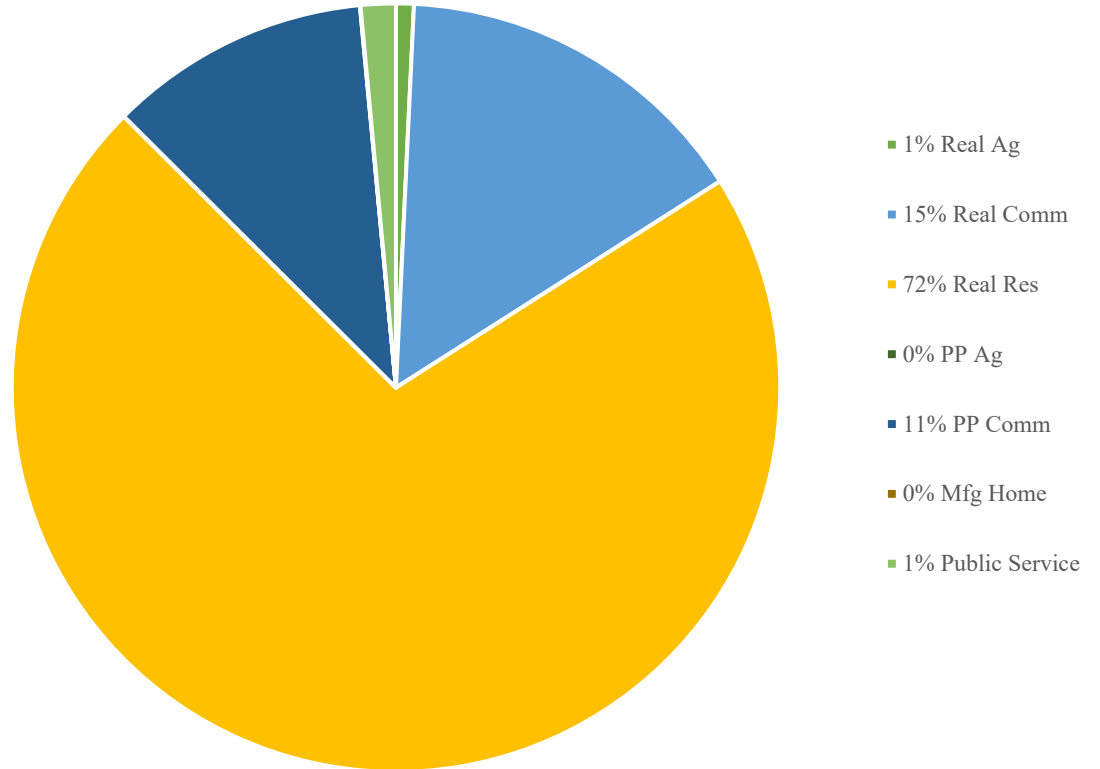
Personal	Count	Value
Agricultural	10	13,576
Commercial	204	13,838,410
Mfg Home	17	28,917
Total Personal	231	13,880,903
TIF Increment Value		0
Net Assessed		13,880,903
Under Protest	0	0

Public Service	Count	Value
Total PS Value	27	1,853,835
TIF Increment Value		0
Net Assessed		1,853,835

District Totals		
Total Gross Value		125,557,862
Homestead Loss		720,000
Other Exemption Loss		1,094,713
TIF Increment Value		0
Retained TIF Value		0
Net Assessed Value		123,743,149
Under Protest		0

*Public Service Protest Values are not included on this report.

Total Valuation



TIF Project Summary					
Description	Expires	Base Value	Increment Value	Retained Inc	Total Value

N/A

Real	Count	Value
Agricultural	3	14,843
Commercial	365	23,418,131
Residential	6,556	89,522,005
Total Real Value	6,924	112,954,979
Homestead	2,741	2,741,000
Veteran	70	988,697
Total Exempt	2,811	3,729,697
TIF Increment Value		388,517
Net Assessed		108,836,765
Under Protest	0	0
Senior Freeze	735	
Capped Parcels	6,917	

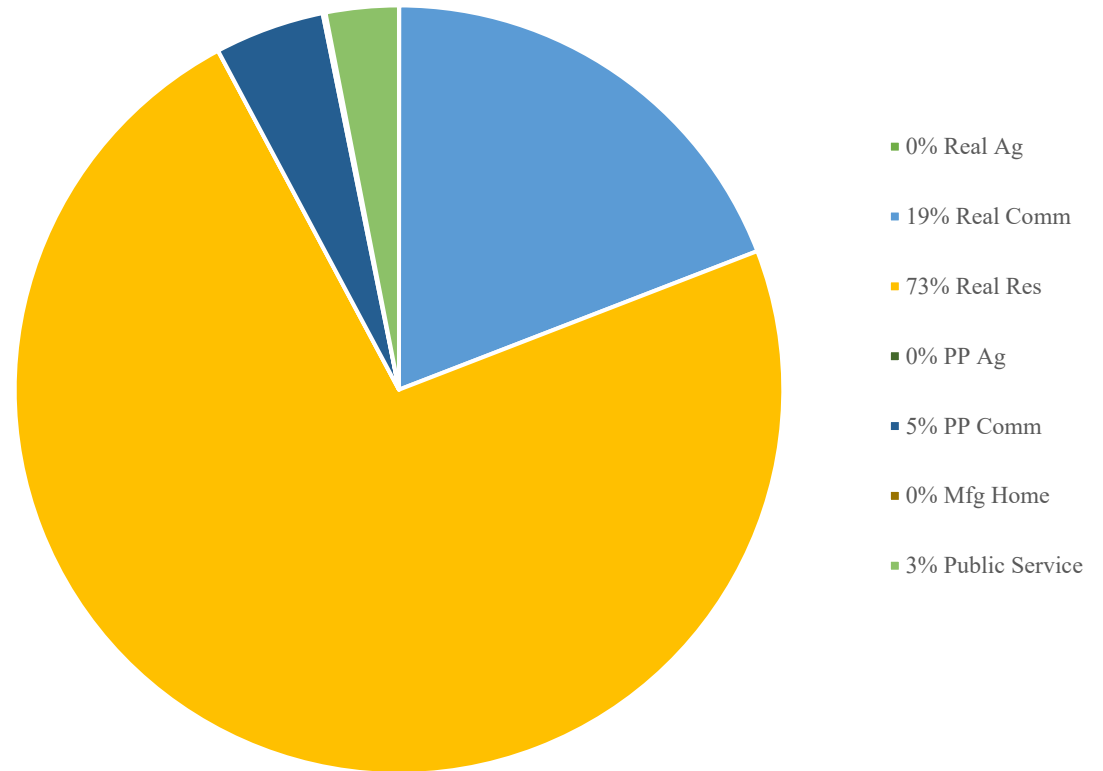
Personal	Count	Value
Agricultural	0	0
Commercial	550	5,657,406
Mfg Home	111	149,698
Total Personal	661	5,807,104
TIF Increment Value		-19,392
Net Assessed		5,826,496
Under Protest	0	0

Public Service	Count	Value
Total PS Value	24	3,754,152
TIF Increment Value		0
Net Assessed		3,754,152

District Totals	
Total Gross Value	122,516,235
Homestead Loss	2,741,000
Other Exemption Loss	988,697
TIF Increment Value	369,125
Retained TIF Value	0
Net Assessed Value	118,417,413
Under Protest	0

*Public Service Protest Values are not included on this report.

Total Valuation



TIF Project Summary					
Description	Expires	Base Value	Increment Value	Retained Inc	Total Value
BETHANY TIF#2	2045	2,577,902	369,125	0	2,947,027
Total TIF Valuation:		2,577,902	369,125	0	2,947,027

Real	Count	Value
Agricultural	133	1,519,074
Commercial	175	10,229,924
Residential	5,281	99,688,593
Total Real Value	5,589	111,437,591
Homestead	2,403	2,401,971
Veteran	275	7,465,206
Total Exempt	2,678	9,867,177
TIF Increment Value		4,087,839
Net Assessed		97,482,575
Under Protest	0	0
Senior Freeze	446	
Capped Parcels	5,580	

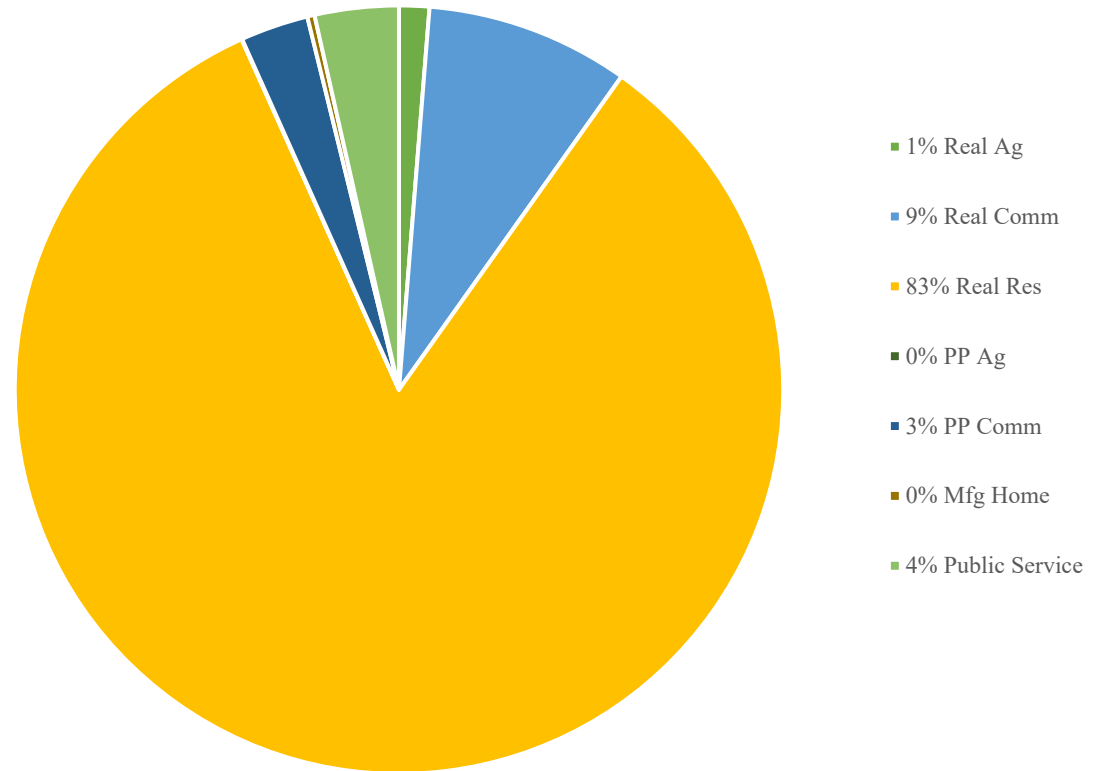
Personal	Count	Value
Agricultural	45	28,795
Commercial	295	3,418,700
Mfg Home	135	364,197
Total Personal	475	3,811,692
TIF Increment Value		1,427,749
Net Assessed		2,383,943
Under Protest	0	0

Public Service	Count	Value
Total PS Value	21	4,218,370
TIF Increment Value		0
Net Assessed		4,218,370

District Totals	
Total Gross Value	119,467,653
Homestead Loss	2,401,971
Other Exemption Loss	7,465,206
TIF Increment Value	5,515,588
Retained TIF Value	0
Net Assessed Value	104,084,888
Under Protest	0

*Public Service Protest Values are not included on this report.

Total Valuation



TIF Project Summary					
Description	Expires	Base Value	Increment Value	Retained Inc	Total Value
CHOCTAW TIF #1	2034	3,248,619	5,515,588	0	8,764,207
Total TIF Valuation:		3,248,619	5,515,588	0	8,764,207

Real	Count	Value
Agricultural	1	889
Commercial	462	30,352,761
Residential	8,343	78,101,563
Total Real Value	8,806	108,455,213
Homestead	3,137	3,137,000
Veteran	174	1,893,056
Total Exempt	3,311	5,030,056
TIF Increment Value		0
Net Assessed		103,425,157
Under Protest	0	0
Senior Freeze	830	
Capped Parcels	8,789	

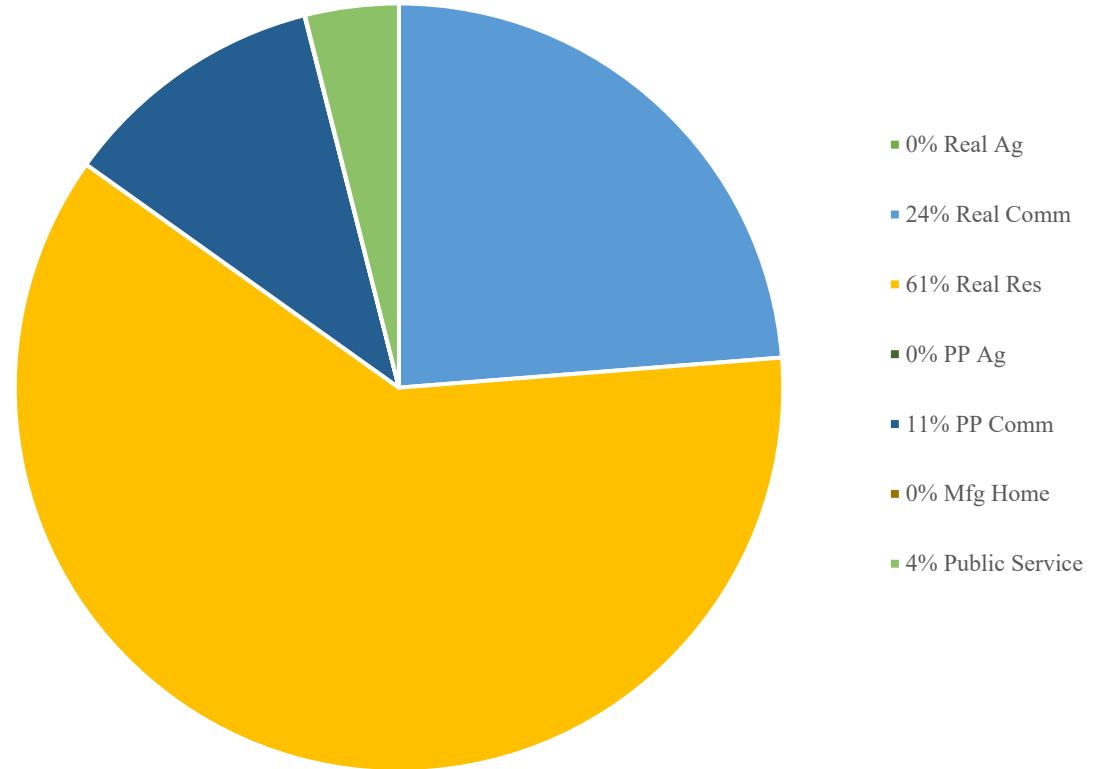
Personal	Count	Value
Agricultural	0	0
Commercial	605	14,280,062
Mfg Home	37	28,746
Total Personal	642	14,308,808
TIF Increment Value		0
Net Assessed		14,308,808
Under Protest	0	0

Public Service	Count	Value
Total PS Value	29	5,031,560
TIF Increment Value		0
Net Assessed		5,031,560

District Totals	
Total Gross Value	127,795,581
Homestead Loss	3,137,000
Other Exemption Loss	1,893,056
TIF Increment Value	0
Retained TIF Value	0
Net Assessed Value	122,765,525
Under Protest	0

*Public Service Protest Values are not included on this report.

Total Valuation



TIF Project Summary					
Description	Expires	Base Value	Increment Value	Retained Inc	Total Value

N/A

Real	Count	Value
Agricultural	169	3,523,124
Commercial	1,983	221,574,798
Residential	34,753	1,052,995,078
Total Real Value	36,905	1,278,093,000
Homestead	14,940	14,939,554
Veteran	513	18,630,501
Total Exempt	15,453	33,570,055
TIF Increment Value		1,150,028
Net Assessed		1,243,372,917
Under Protest	0	0
Senior Freeze	1,859	
Capped Parcels	36,887	

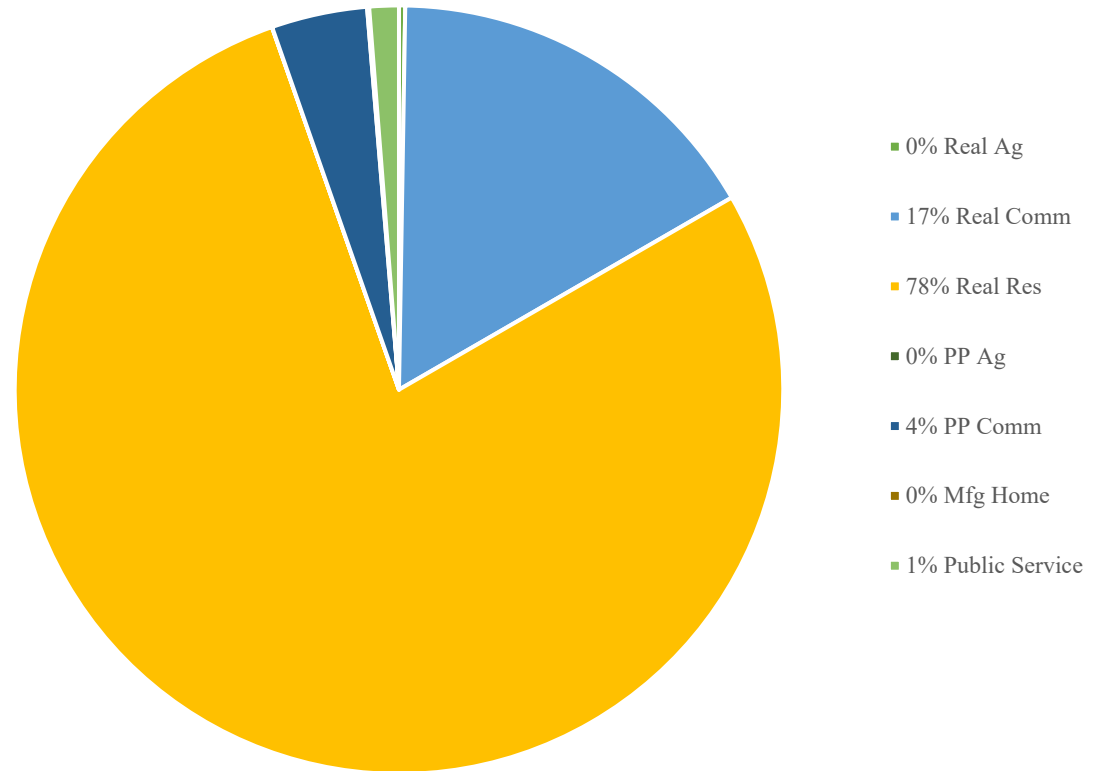
Personal	Count	Value
Agricultural	59	98,478
Commercial	2,940	54,424,537
Mfg Home	665	1,186,427
Total Personal	3,664	55,709,442
TIF Increment Value		291,702
Net Assessed		55,417,740
Under Protest	0	0

Public Service	Count	Value
Total PS Value	52	16,732,504
TIF Increment Value		0
Net Assessed		16,732,504

District Totals	
Total Gross Value	1,350,534,946
Homestead Loss	14,939,554
Other Exemption Loss	18,630,501
TIF Increment Value	1,441,730
Retained TIF Value	0
Net Assessed Value	1,315,523,161
Under Protest	0

*Public Service Protest Values are not included on this report.

Total Valuation



TIF Project Summary					
Description	Expires	Base Value	Increment Value	Retained Inc	Total Value
EDMOND TIF#1	2046	14,971,229	1,441,730	0	16,412,959
Total TIF Valuation:		14,971,229	1,441,730	0	16,412,959

Real	Count	Value
Agricultural	0	0
Commercial	9	719,996
Residential	579	11,570,628
Total Real Value	588	12,290,624
Homestead	277	277,000
Veteran	27	696,931
Total Exempt	304	973,931
TIF Increment Value		0
Net Assessed		11,316,693
Under Protest	0	0
Senior Freeze	48	
Capped Parcels	586	

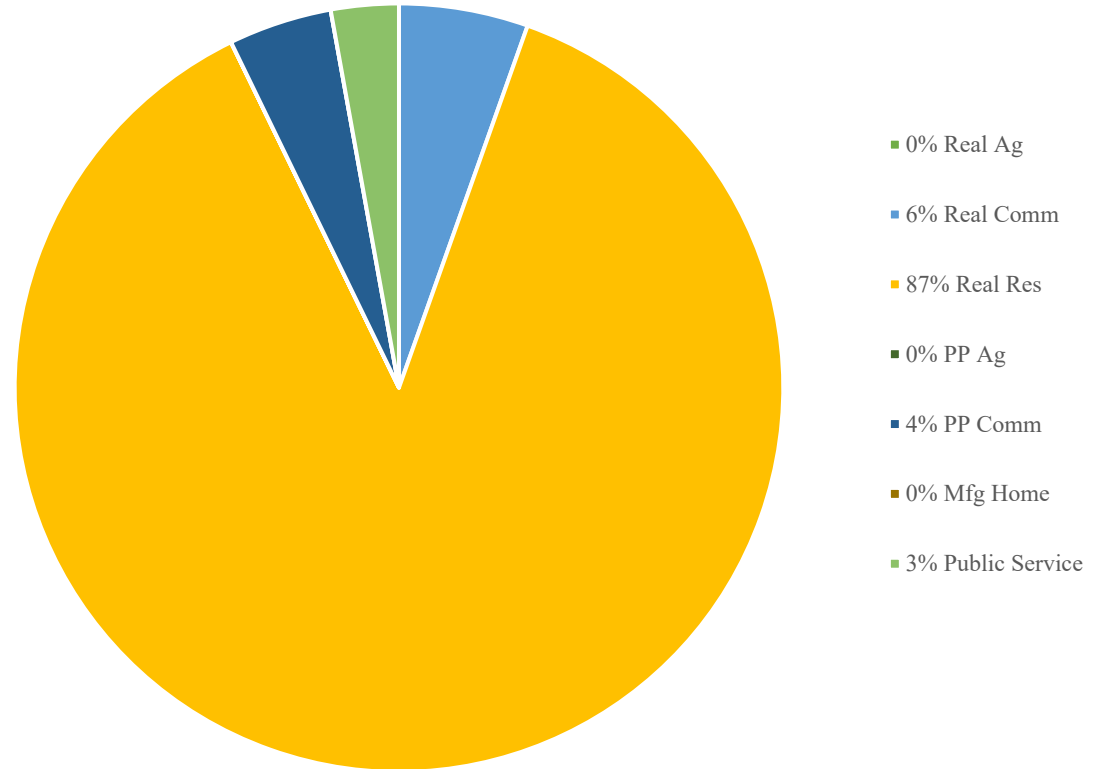
Personal	Count	Value
Agricultural	1	177
Commercial	29	576,386
Mfg Home	0	0
Total Personal	30	576,563
TIF Increment Value		0
Net Assessed		576,563
Under Protest	0	0

Public Service	Count	Value
Total PS Value	7	377,461
TIF Increment Value		0
Net Assessed		377,461

District Totals		
Total Gross Value		13,244,648
Homestead Loss		277,000
Other Exemption Loss		696,931
TIF Increment Value		0
Retained TIF Value		0
Net Assessed Value		12,270,717
Under Protest		0

*Public Service Protest Values are not included on this report.

Total Valuation



TIF Project Summary					
Description	Expires	Base Value	Increment Value	Retained Inc	Total Value

N/A

Real	Count	Value
Agricultural	32	434,395
Commercial	179	8,042,133
Residential	2,738	40,944,427
Total Real Value	2,949	49,420,955
Homestead	998	996,481
Veteran	96	2,211,385
Total Exempt	1,094	3,207,866
TIF Increment Value		8,286,993
Net Assessed		37,926,096
Under Protest	0	0
Senior Freeze	206	
Capped Parcels	2,942	

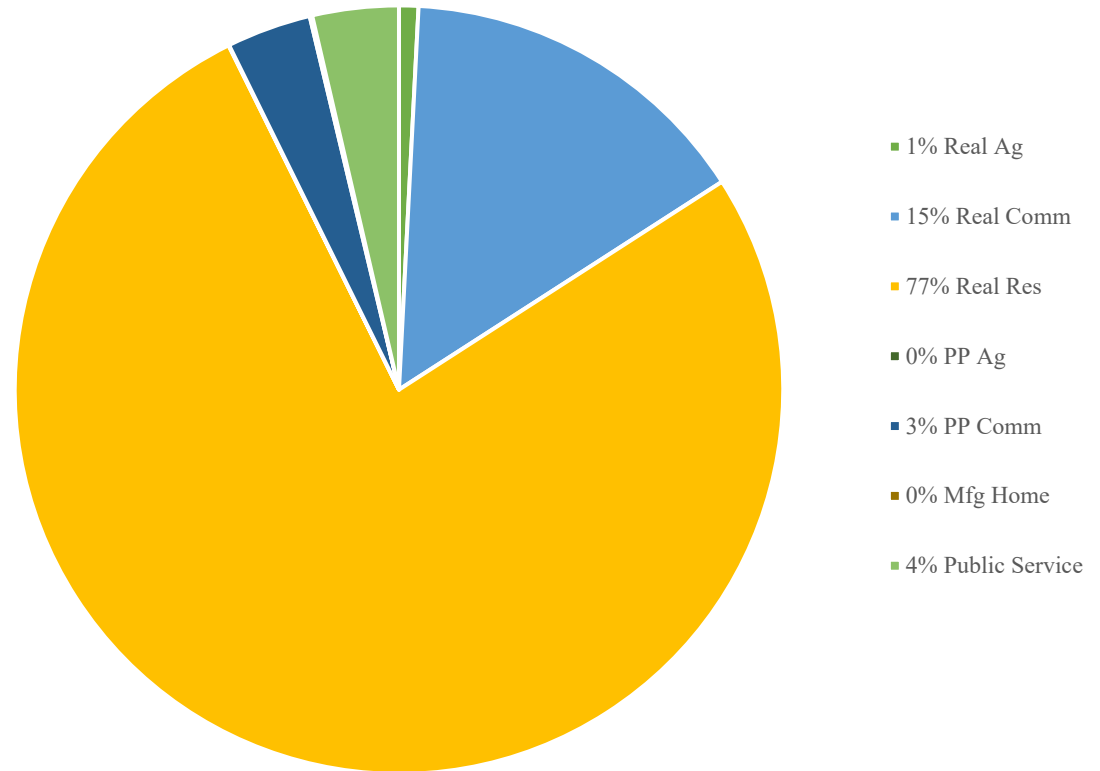
Personal	Count	Value
Agricultural	19	12,297
Commercial	231	1,897,179
Mfg Home	37	56,102
Total Personal	287	1,965,578
TIF Increment Value		79,059
Net Assessed		1,886,519
Under Protest	0	0

Public Service	Count	Value
Total PS Value	24	1,935,403
TIF Increment Value		0
Net Assessed		1,935,403

District Totals	
Total Gross Value	53,321,936
Homestead Loss	996,481
Other Exemption Loss	2,211,385
TIF Increment Value	8,366,052
Retained TIF Value	0
Net Assessed Value	41,748,018
Under Protest	0

*Public Service Protest Values are not included on this report.

Total Valuation



TIF Project Summary					
Description	Expires	Base Value	Increment Value	Retained Inc	Total Value
HARRAH TIF#1	2034	195,935	8,366,052	0	8,561,987
Total TIF Valuation:		195,935	8,366,052	0	8,561,987

Real	Count	Value
Agricultural	45	388,599
Commercial	99	2,116,488
Residential	1,470	15,232,086
Total Real Value	1,614	17,737,173
Homestead	442	442,000
Veteran	23	469,543
Total Exempt	465	911,543
TIF Increment Value		0
Net Assessed		16,825,630
Under Protest	0	0
Senior Freeze	99	
Capped Parcels	1,607	

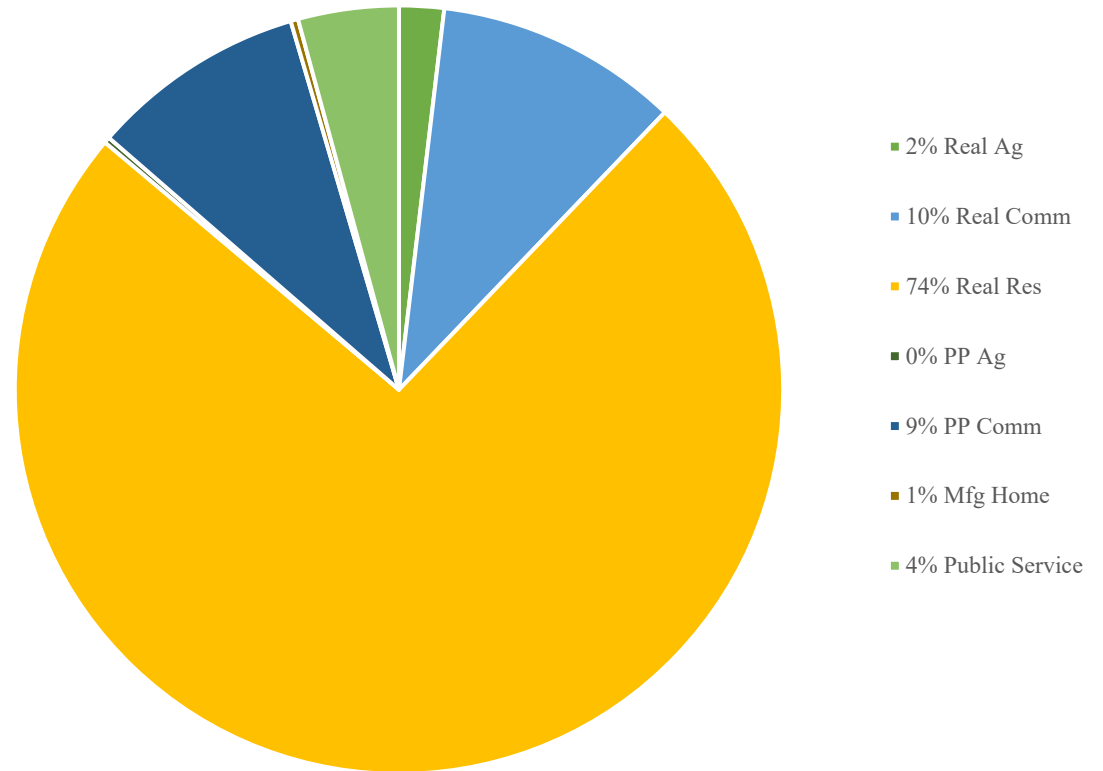
Personal	Count	Value
Agricultural	26	51,568
Commercial	94	1,867,844
Mfg Home	25	64,610
Total Personal	145	1,984,022
TIF Increment Value		0
Net Assessed		1,984,022
Under Protest	0	0

Public Service	Count	Value
Total PS Value	13	872,152
TIF Increment Value		0
Net Assessed		872,152

District Totals	
Total Gross Value	20,593,347
Homestead Loss	442,000
Other Exemption Loss	469,543
TIF Increment Value	0
Retained TIF Value	0
Net Assessed Value	19,681,804
Under Protest	0

*Public Service Protest Values are not included on this report.

Total Valuation



TIF Project Summary					
Description	Expires	Base Value	Increment Value	Retained Inc	Total Value

N/A

Real	Count	Value
Agricultural	0	0
Commercial	0	0
Residential	56	3,677,670
Total Real Value	56	3,677,670
Homestead	28	28,000
Veteran	0	0
Total Exempt	28	28,000
TIF Increment Value		0
Net Assessed		3,649,670
Under Protest	0	0
Senior Freeze	1	
Capped Parcels	56	

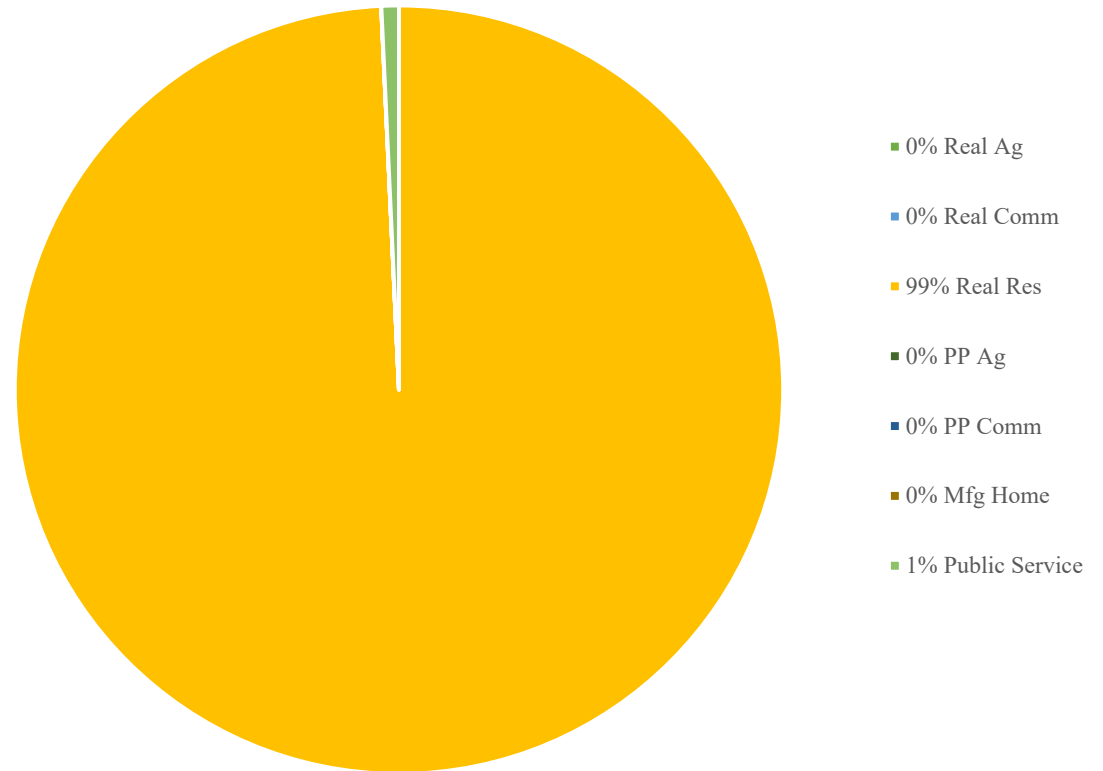
Personal	Count	Value
Agricultural	0	0
Commercial	3	168
Mfg Home	0	0
Total Personal	3	168
TIF Increment Value		0
Net Assessed		168
Under Protest	0	0

Public Service	Count	Value
Total PS Value	2	27,181
TIF Increment Value		0
Net Assessed		27,181

District Totals		
Total Gross Value		3,705,019
Homestead Loss		28,000
Other Exemption Loss		0
TIF Increment Value		0
Retained TIF Value		0
Net Assessed Value		3,677,019
Under Protest		0

*Public Service Protest Values are not included on this report.

Total Valuation



TIF Project Summary					
Description	Expires	Base Value	Increment Value	Retained Inc	Total Value

					N/A
--	--	--	--	--	-----

Real	Count	Value
Agricultural	70	1,075,585
Commercial	56	1,130,959
Residential	832	8,298,141
Total Real Value	958	10,504,685
Homestead	237	235,605
Veteran	9	156,117
Total Exempt	246	391,722
TIF Increment Value		0
Net Assessed		10,112,963
Under Protest	0	0
Senior Freeze	41	
Capped Parcels	949	

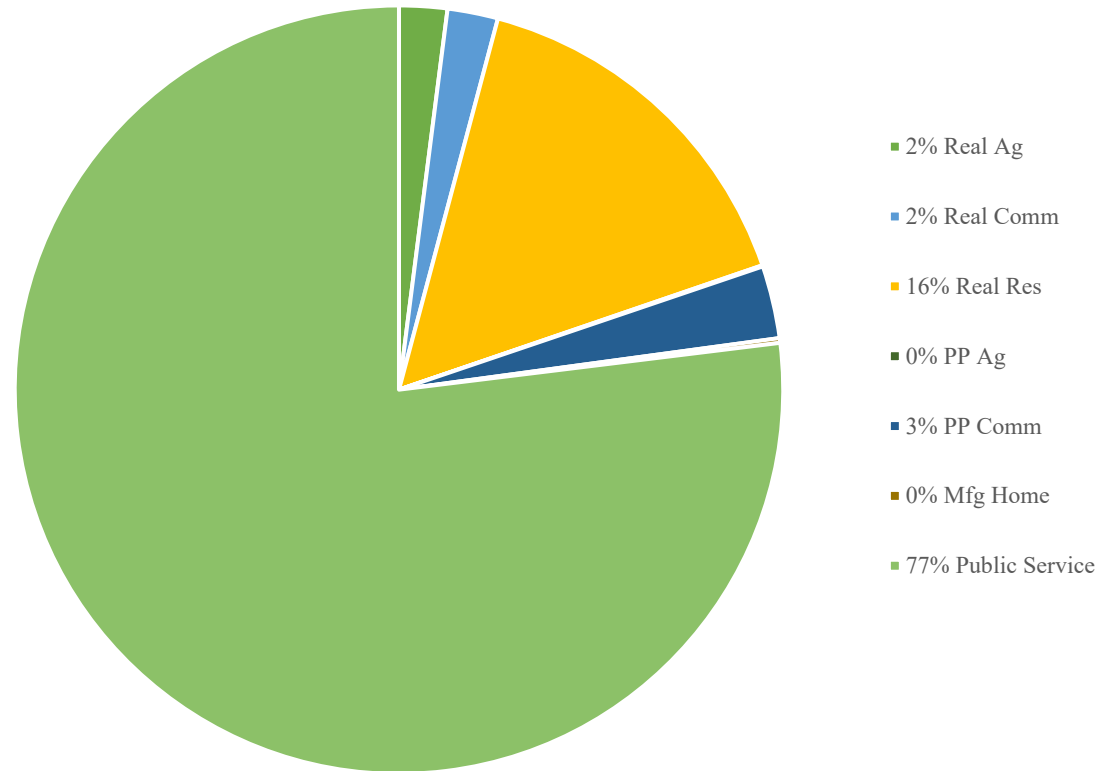
Personal	Count	Value
Agricultural	14	26,662
Commercial	65	1,624,151
Mfg Home	26	105,613
Total Personal	105	1,756,426
TIF Increment Value		0
Net Assessed		1,756,426
Under Protest	0	0

Public Service	Count	Value
Total PS Value	16	40,922,029
TIF Increment Value		0
Net Assessed		40,922,029

District Totals		
Total Gross Value		53,183,140
Homestead Loss		235,605
Other Exemption Loss		156,117
TIF Increment Value		0
Retained TIF Value		0
Net Assessed Value		52,791,418
Under Protest		0

*Public Service Protest Values are not included on this report.

Total Valuation



TIF Project Summary					
Description	Expires	Base Value	Increment Value	Retained Inc	Total Value

N/A

Real	Count	Value
Agricultural	10	47,770
Commercial	956	91,639,889
Residential	21,539	277,003,140
Total Real Value	22,505	368,690,799
Homestead	8,069	8,067,400
Veteran	683	12,674,869
Total Exempt	8,752	20,742,269
TIF Increment Value		3,960,392
Net Assessed		343,988,138
Under Protest	0	0
Senior Freeze	1,902	
Capped Parcels	22,471	

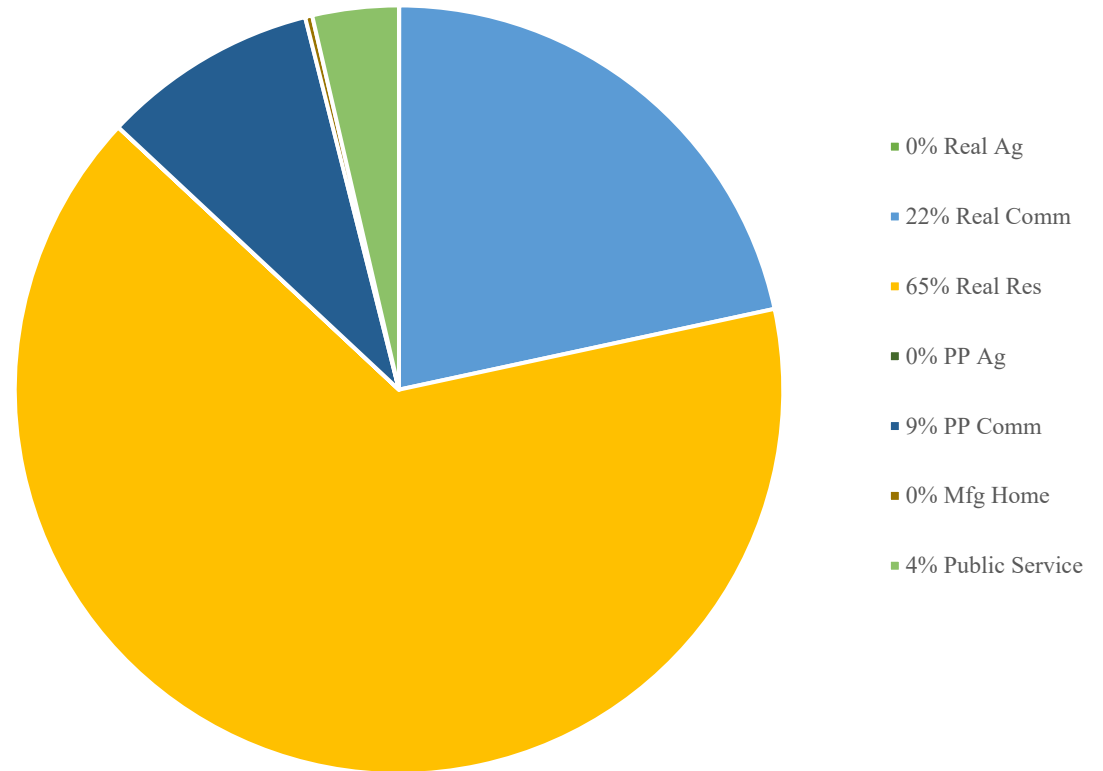
Personal	Count	Value
Agricultural	14	21,106
Commercial	1,386	38,595,923
Mfg Home	623	1,269,616
Total Personal	2,023	39,886,645
TIF Increment Value		1,147,822
Net Assessed		38,738,823
Under Protest	0	0

Public Service	Count	Value
Total PS Value	53	15,389,406
TIF Increment Value		0
Net Assessed		15,389,406

District Totals	
Total Gross Value	423,966,850
Homestead Loss	8,067,400
Other Exemption Loss	12,674,869
TIF Increment Value	5,108,214
Retained TIF Value	0
Net Assessed Value	398,116,367
Under Protest	0

*Public Service Protest Values are not included on this report.

Total Valuation



TIF Project Summary					
Description	Expires	Base Value	Increment Value	Retained Inc	Total Value
MWC TIF#2	2037	1,563,003	5,108,214	0	6,671,217
Total TIF Valuation:		1,563,003	5,108,214	0	6,671,217

Real	Count	Value
Agricultural	0	0
Commercial	22	3,786,694
Residential	1,877	171,887,079
Total Real Value	1,899	175,673,773
Homestead	956	956,000
Veteran	6	497,780
Total Exempt	962	1,453,780
TIF Increment Value		0
Net Assessed		174,219,993
Under Protest	0	0
Senior Freeze	56	
Capped Parcels	1,899	

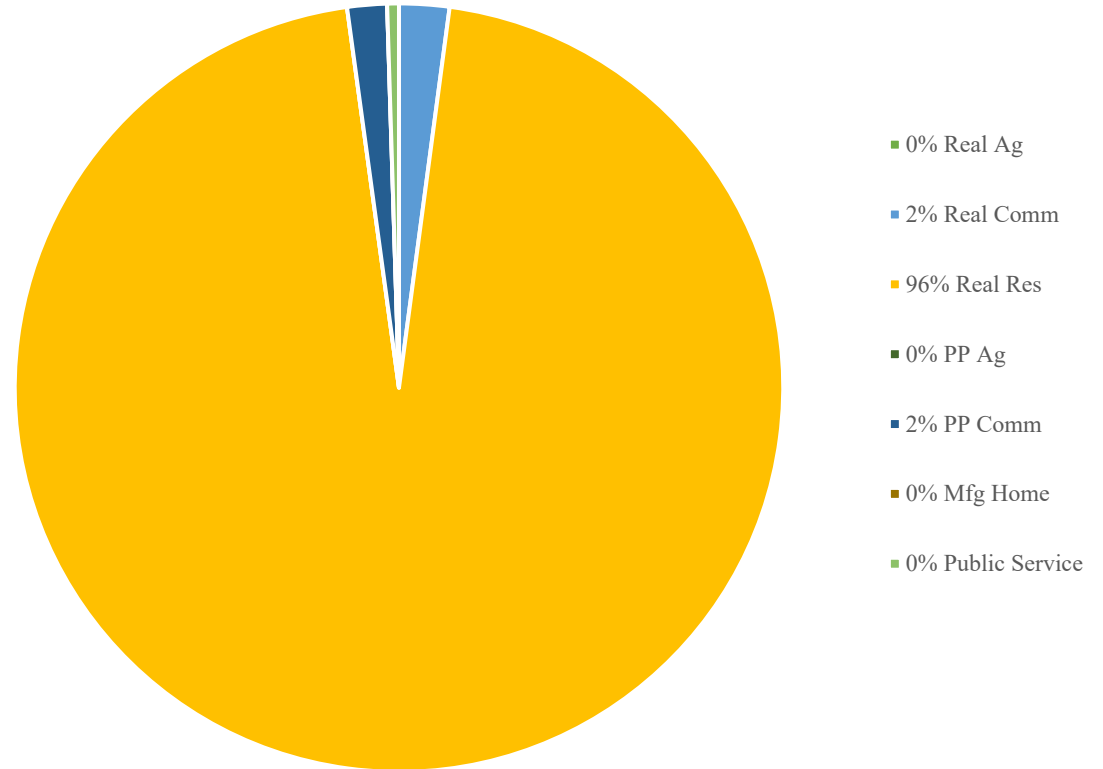
Personal	Count	Value
Agricultural	0	0
Commercial	169	2,997,989
Mfg Home	0	0
Total Personal	169	2,997,989
TIF Increment Value		0
Net Assessed		2,997,989
Under Protest	0	0

Public Service	Count	Value
Total PS Value	7	884,525
TIF Increment Value		0
Net Assessed		884,525

District Totals		
Total Gross Value		179,556,287
Homestead Loss		956,000
Other Exemption Loss		497,780
TIF Increment Value		0
Retained TIF Value		0
Net Assessed Value		178,102,507
Under Protest		0

*Public Service Protest Values are not included on this report.

Total Valuation



TIF Project Summary					
Description	Expires	Base Value	Increment Value	Retained Inc	Total Value

N/A

Real	Count	Value
Agricultural	6	64,887
Commercial	119	2,796,775
Residential	945	10,644,159
Total Real Value	1,070	13,505,821
Homestead	393	391,121
Veteran	29	505,972
Total Exempt	422	897,093
TIF Increment Value		0
Net Assessed		12,608,728
Under Protest	0	0
Senior Freeze	101	
Capped Parcels	1,067	

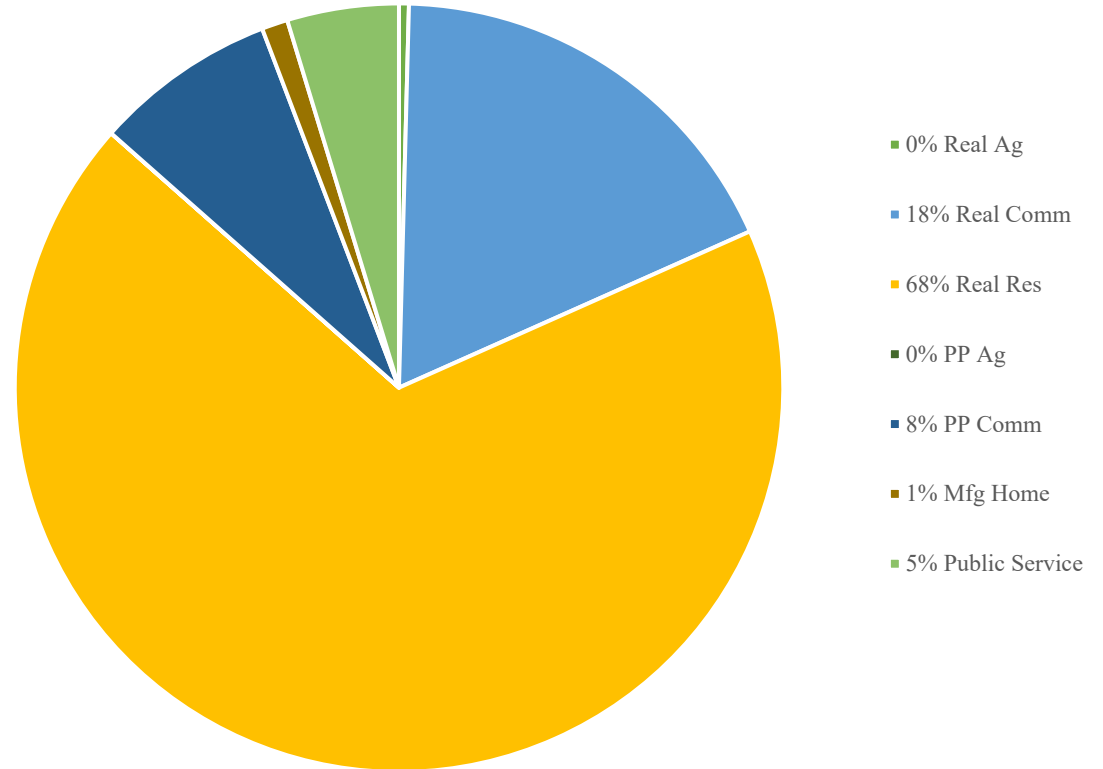
Personal	Count	Value
Agricultural	4	82
Commercial	134	1,199,426
Mfg Home	147	171,240
Total Personal	285	1,370,748
TIF Increment Value		0
Net Assessed		1,370,748
Under Protest	0	0

Public Service	Count	Value
Total PS Value	16	733,265
TIF Increment Value		0
Net Assessed		733,265

District Totals	
Total Gross Value	15,609,834
Homestead Loss	391,121
Other Exemption Loss	505,972
TIF Increment Value	0
Retained TIF Value	0
Net Assessed Value	14,712,741
Under Protest	0

*Public Service Protest Values are not included on this report.

Total Valuation



TIF Project Summary					
Description	Expires	Base Value	Increment Value	Retained Inc	Total Value

N/A

Real	Count	Value
Agricultural	586	10,915,424
Commercial	17,617	2,027,962,895
Residential	179,650	3,099,127,666
Total Real Value	197,853	5,138,005,985
Homestead	65,693	65,458,425
Veteran	2,539	57,813,007
Total Exempt	68,232	123,271,432
TIF Increment Value		267,474,342
Net Assessed		4,747,260,211
Under Protest	2	2,163,700
Senior Freeze	12,237	
Capped Parcels	197,417	

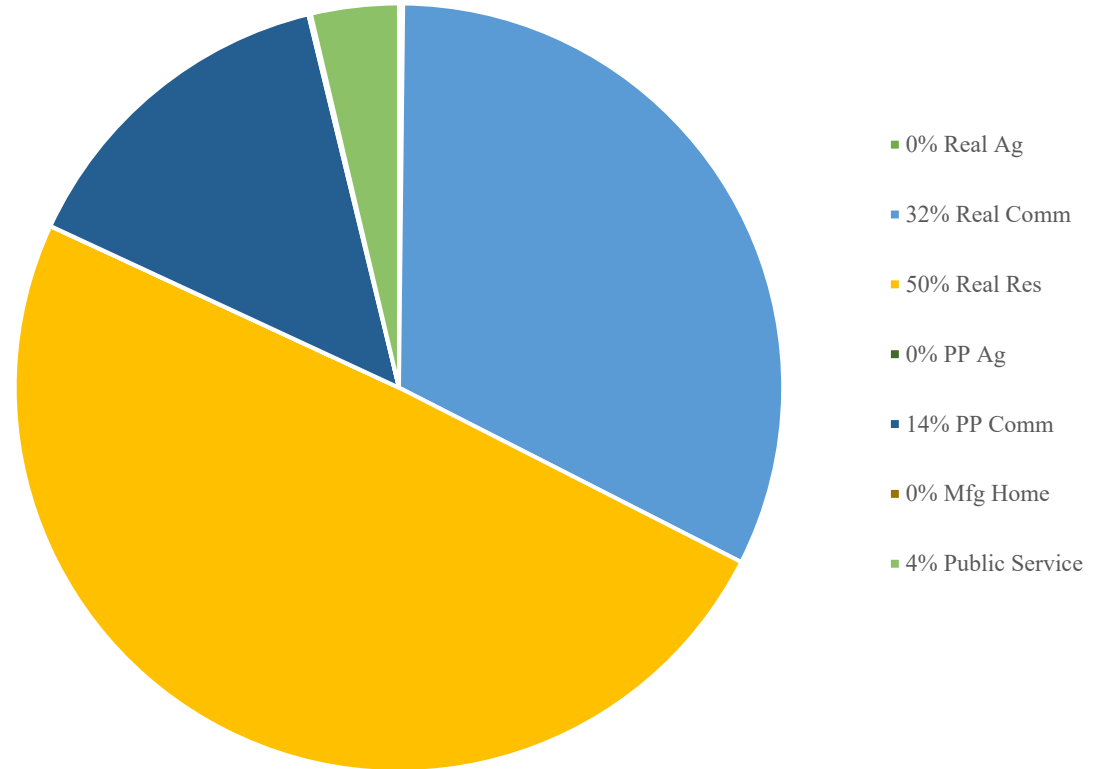
Personal	Count	Value
Agricultural	288	364,485
Commercial	18,445	896,746,834
Mfg Home	3,235	6,690,075
Total Personal	21,968	903,801,394
TIF Increment Value		19,474,974
Net Assessed		884,326,420
Under Protest	0	0

Public Service	Count	Value
Total PS Value	324	231,241,304
TIF Increment Value		0
Net Assessed		231,241,304

District Totals		
Total Gross Value		6,273,048,683
Homestead Loss		65,458,425
Other Exemption Loss		57,813,007
TIF Increment Value		286,949,316
Retained TIF Value	0	
Net Assessed Value		5,862,827,935
Under Protest	2,163,700	

*Public Service Protest Values are not included on this report.

Total Valuation



TIF Project Summary						
Description	Expires	Base Value	Increment Value	Retained Inc	Total Value	
OKC TIF#1	2037	3,445,013	199,110	0	3,644,123	
OKC TIF#2	2025	67,450,458	189,947,645	0	257,398,103	
OKC TIF#4	2030	2,436,826	10,590,739	0	13,027,565	
OKC TIF#6	2030	61,807	658,314	0	720,121	
OKC TIF#7	2031	506,278	5,105,875	0	5,612,153	
OKC TIF#8	2034	0	50,297,105	0	50,297,105	

TIF Project Summary					
Description	Expires	Base Value	Increment Value	Retained Inc	Total Value
OKC TIF#9	2040	8,931,830	5,168,067	0	14,099,897
OKC TIF#10	2041	823,911	1,780,153	0	2,604,064
OKC TIF#11	2041	3,777,156	2,800,362	0	6,577,518
OKC TIF#12	2042	806,091	5,647,929	0	6,454,020
OKC TIF#13	2043	4,242,708	14,330,627	0	18,573,335
OKC TIF#15	2047	895,561	423,390	0	1,318,951
Total TIF Valuation:		93,377,639	286,949,316	0	380,326,955

Real	Count	Value
Agricultural	0	0
Commercial	2	31,951
Residential	35	253,908
Total Real Value	37	285,859
Homestead	13	13,000
Veteran	3	25,249
Total Exempt	16	38,249
TIF Increment Value		0
Net Assessed		247,610
Under Protest	0	0
Senior Freeze	3	
Capped Parcels	37	

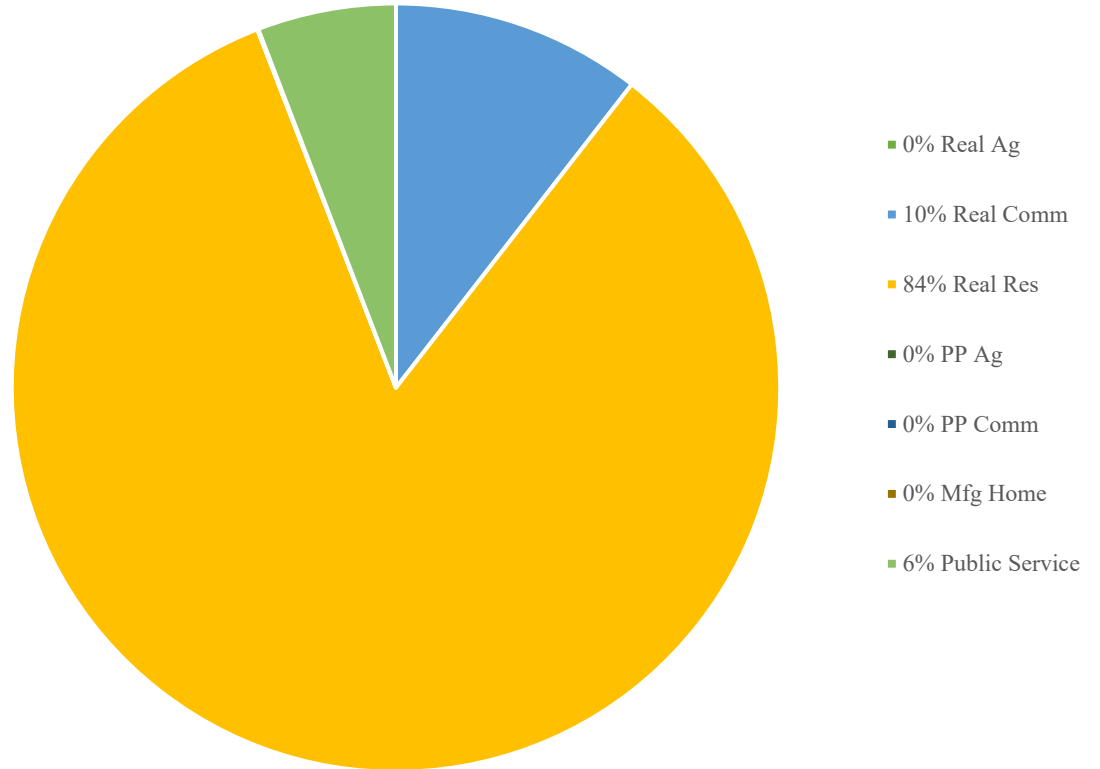
Personal	Count	Value
Agricultural	0	0
Commercial	3	133
Mfg Home	0	0
Total Personal	3	133
TIF Increment Value		0
Net Assessed		133
Under Protest	0	0

Public Service	Count	Value
Total PS Value	3	17,716
TIF Increment Value		0
Net Assessed		17,716

District Totals	
Total Gross Value	303,708
Homestead Loss	13,000
Other Exemption Loss	25,249
TIF Increment Value	0
Retained TIF Value	0
Net Assessed Value	265,459
Under Protest	0

*Public Service Protest Values are not included on this report.

Total Valuation



TIF Project Summary					
Description	Expires	Base Value	Increment Value	Retained Inc	Total Value

N/A

Real	Count	Value
Agricultural	10	126,063
Commercial	132	3,044,687
Residential	2,238	14,387,218
Total Real Value	2,380	17,557,968
Homestead	670	667,800
Veteran	65	767,822
Total Exempt	735	1,435,622
TIF Increment Value		0
Net Assessed		16,122,346
Under Protest	0	0
Senior Freeze	141	
Capped Parcels	2,378	

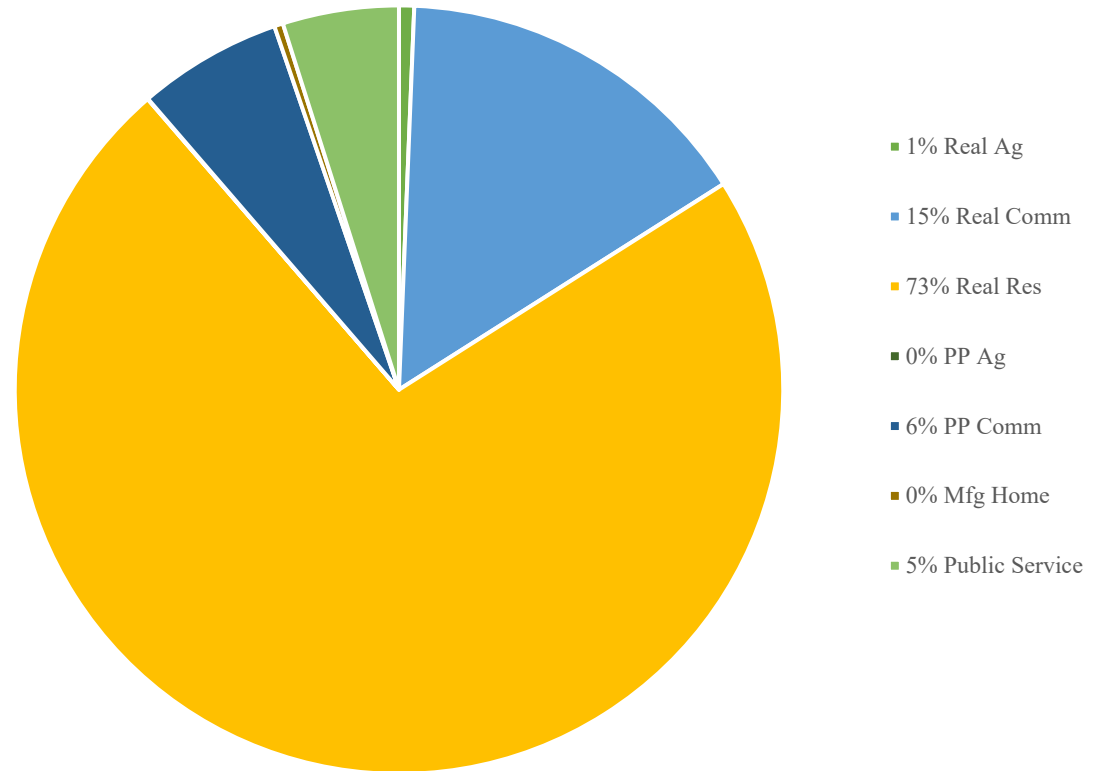
Personal	Count	Value
Agricultural	10	3,674
Commercial	100	1,202,979
Mfg Home	43	72,921
Total Personal	153	1,279,574
TIF Increment Value		0
Net Assessed		1,279,574
Under Protest	0	0

Public Service	Count	Value
Total PS Value	11	968,262
TIF Increment Value		0
Net Assessed		968,262

District Totals	
Total Gross Value	19,805,804
Homestead Loss	667,800
Other Exemption Loss	767,822
TIF Increment Value	0
Retained TIF Value	0
Net Assessed Value	18,370,182
Under Protest	0

*Public Service Protest Values are not included on this report.

Total Valuation



TIF Project Summary					
Description	Expires	Base Value	Increment Value	Retained Inc	Total Value

N/A

Real	Count	Value
Agricultural	0	0
Commercial	122	17,761,586
Residential	4,933	81,852,626
Total Real Value	5,055	99,614,212
Homestead	1,781	1,781,000
Veteran	41	758,875
Total Exempt	1,822	2,539,875
TIF Increment Value		8,582,916
Net Assessed		88,491,421
Under Protest	0	0
Senior Freeze	416	
Capped Parcels	5,053	

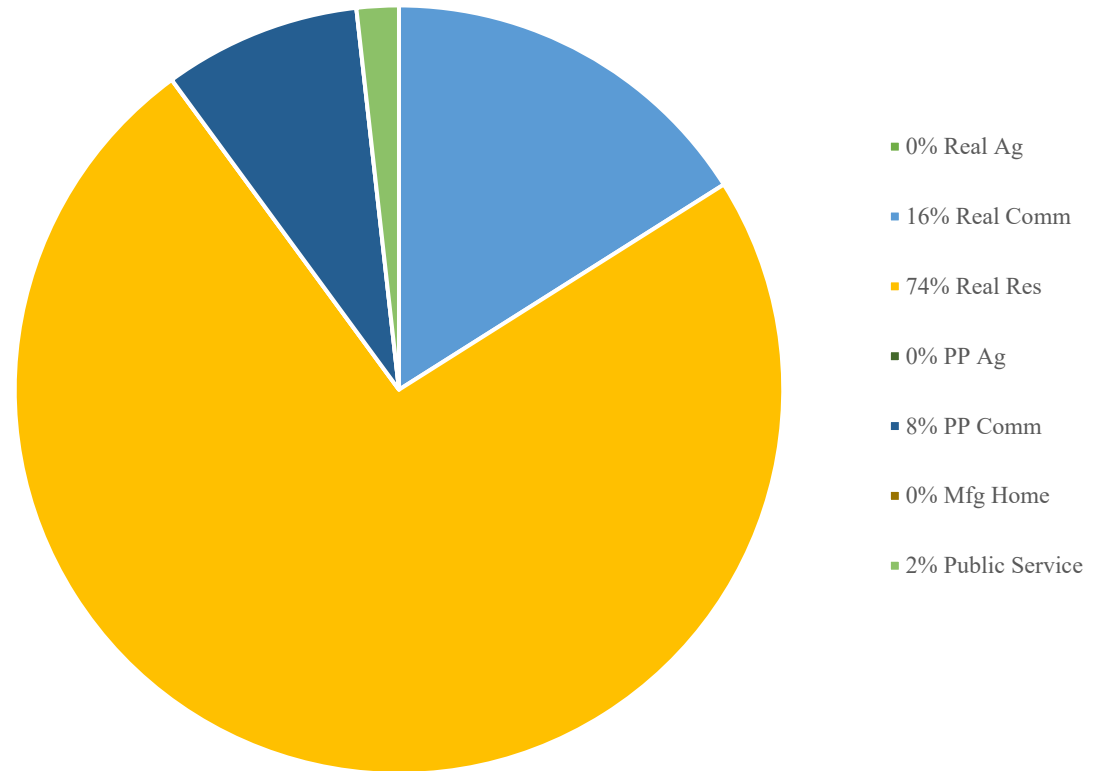
Personal	Count	Value
Agricultural	0	0
Commercial	346	9,193,709
Mfg Home	0	0
Total Personal	346	9,193,709
TIF Increment Value		210,454
Net Assessed		8,983,255
Under Protest	0	0

Public Service	Count	Value
Total PS Value	13	1,962,210
TIF Increment Value		0
Net Assessed		1,962,210

District Totals	
Total Gross Value	110,770,131
Homestead Loss	1,781,000
Other Exemption Loss	758,875
TIF Increment Value	8,793,370
Retained TIF Value	0
Net Assessed Value	99,436,886
Under Protest	0

*Public Service Protest Values are not included on this report.

Total Valuation



TIF Project Summary						
Description	Expires	Base Value	Increment Value	Retained Inc	Total Value	
THE VILLAGE TIF#1	2031	1,033,448	8,175,704	0	9,209,152	
THE VILLAGE TIF#4	2044	858,539	617,666	0	1,476,205	
Total TIF Valuation:		1,891,987	8,793,370	0	10,685,357	

Real	Count	Value
Agricultural	0	0
Commercial	16	709,457
Residential	338	1,367,928
Total Real Value	354	2,077,385
Homestead	88	85,659
Veteran	3	13,546
Total Exempt	91	99,205
TIF Increment Value		0
Net Assessed		1,978,180
Under Protest	0	0
Senior Freeze	23	
Capped Parcels	353	

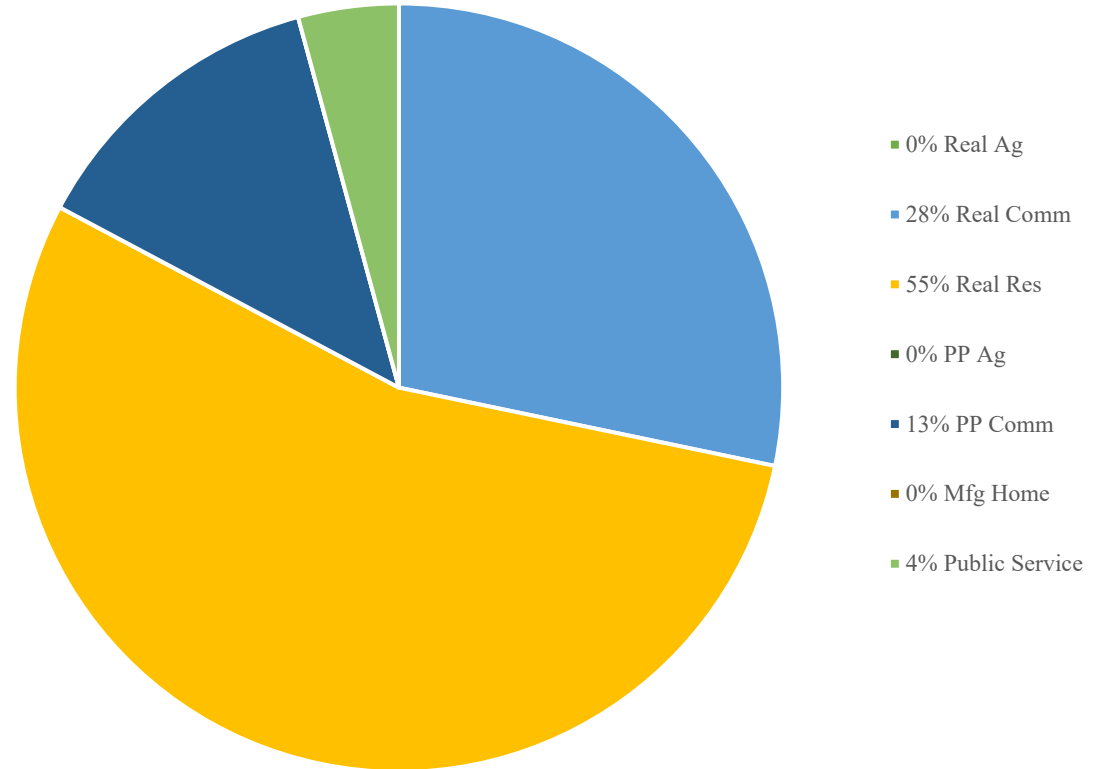
Personal	Count	Value
Agricultural	0	0
Commercial	29	326,071
Mfg Home	0	0
Total Personal	29	326,071
TIF Increment Value		0
Net Assessed		326,071
Under Protest	0	0

Public Service	Count	Value
Total PS Value	4	106,185
TIF Increment Value		0
Net Assessed		106,185

District Totals		
Total Gross Value		2,509,641
Homestead Loss		85,659
Other Exemption Loss		13,546
TIF Increment Value		0
Retained TIF Value		0
Net Assessed Value		2,410,436
Under Protest		0

*Public Service Protest Values are not included on this report.

Total Valuation



TIF Project Summary					
Description	Expires	Base Value	Increment Value	Retained Inc	Total Value

N/A

Real	Count	Value
Agricultural	0	0
Commercial	254	21,168,795
Residential	3,571	50,464,418
Total Real Value	3,825	71,633,213
Homestead	1,502	1,501,250
Veteran	41	635,083
Total Exempt	1,543	2,136,333
TIF Increment Value		0
Net Assessed		69,496,880
Under Protest	0	0
Senior Freeze	362	
Capped Parcels	3,822	

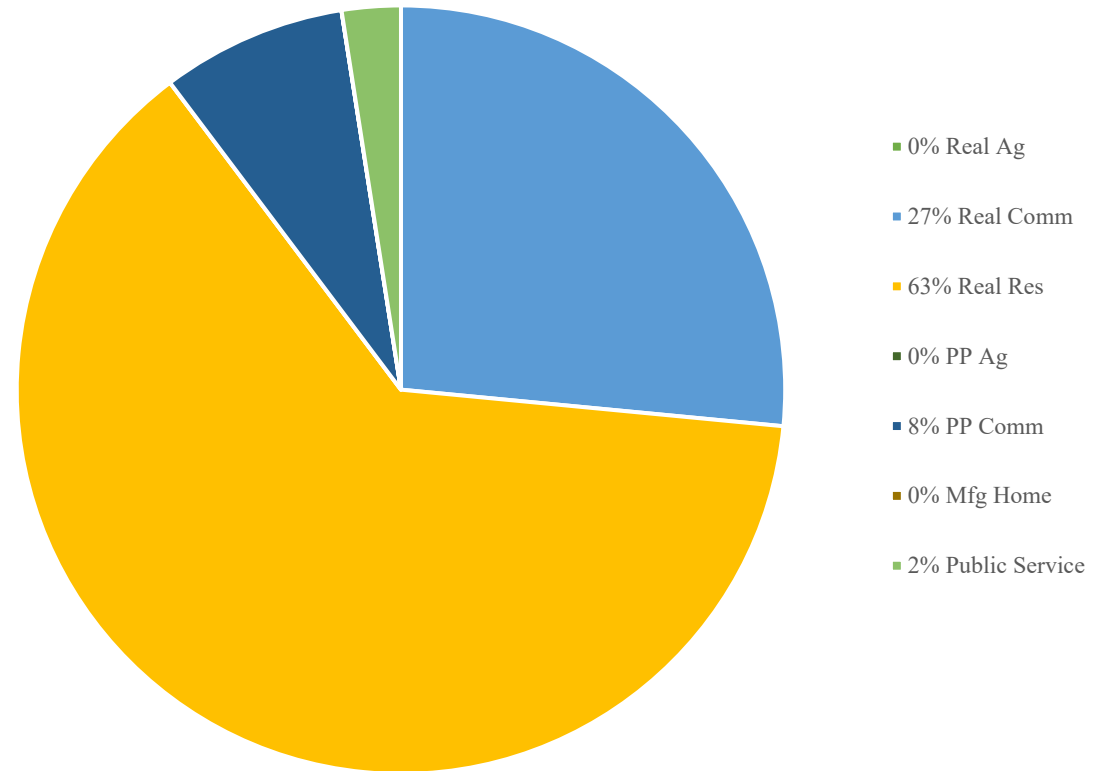
Personal	Count	Value
Agricultural	1	0
Commercial	422	6,215,670
Mfg Home	1	2,283
Total Personal	424	6,217,953
TIF Increment Value		0
Net Assessed		6,217,953
Under Protest	0	0

Public Service	Count	Value
Total PS Value	14	1,976,547
TIF Increment Value		0
Net Assessed		1,976,547

District Totals		
Total Gross Value		79,827,713
Homestead Loss		1,501,250
Other Exemption Loss		635,083
TIF Increment Value		0
Retained TIF Value		0
Net Assessed Value		77,691,380
Under Protest		0

*Public Service Protest Values are not included on this report.

Total Valuation



TIF Project Summary					
Description	Expires	Base Value	Increment Value	Retained Inc	Total Value

N/A

Real	Count	Value
Agricultural	0	0
Commercial	0	0
Residential	77	1,829,969
Total Real Value	77	1,829,969
Homestead	62	45,000
Veteran	2	47,536
Total Exempt	64	92,536
TIF Increment Value		0
Net Assessed		1,737,433
Under Protest	0	0
Senior Freeze	8	
Capped Parcels	77	

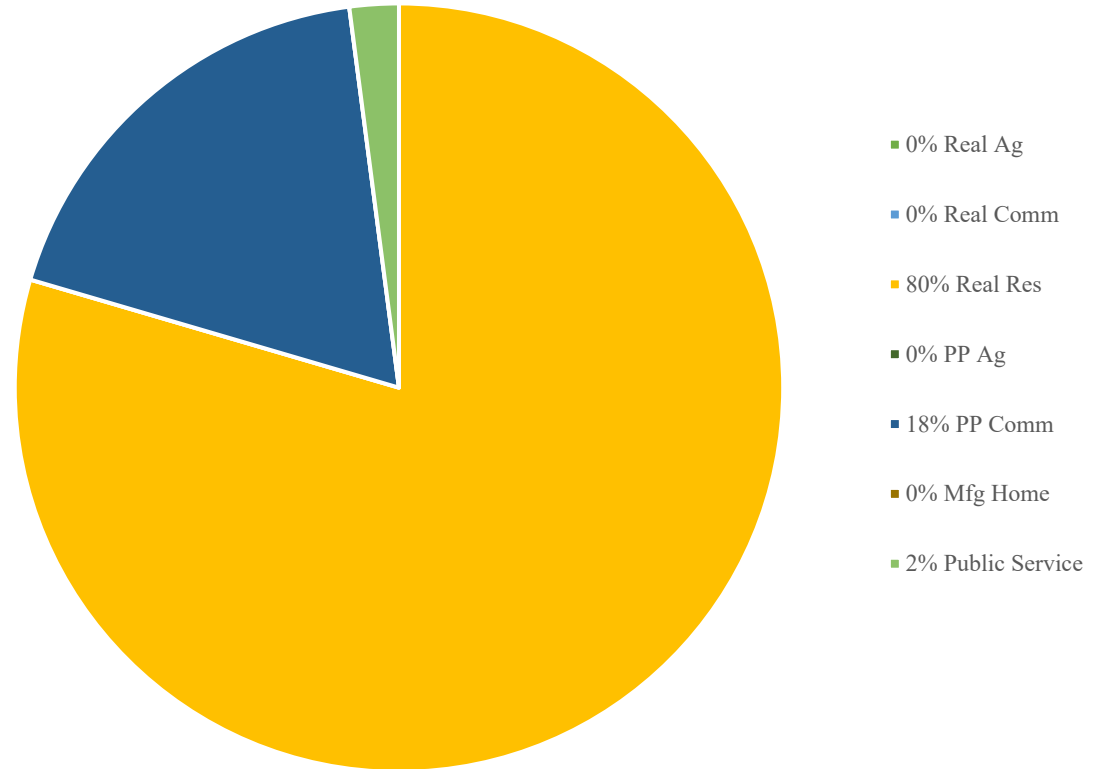
Personal	Count	Value
Agricultural	0	0
Commercial	6	423,173
Mfg Home	0	0
Total Personal	6	423,173
TIF Increment Value		0
Net Assessed		423,173
Under Protest	0	0

Public Service	Count	Value
Total PS Value	3	47,593
TIF Increment Value		0
Net Assessed		47,593

District Totals		
Total Gross Value		2,300,735
Homestead Loss		45,000
Other Exemption Loss		47,536
TIF Increment Value		0
Retained TIF Value		0
Net Assessed Value		2,208,199
Under Protest		0

*Public Service Protest Values are not included on this report.

Total Valuation



TIF Project Summary					
Description	Expires	Base Value	Increment Value	Retained Inc	Total Value

N/A

Real	Count	Value
Agricultural	1,969	24,831,848
Commercial	367	18,407,969
Residential	8,632	200,904,039
Total Real Value	10,968	244,143,856
Homestead	3,787	3,782,437
Veteran	240	6,230,366
Total Exempt	4,027	10,012,803
TIF Increment Value		0
Net Assessed		234,131,053
Under Protest	0	0
Senior Freeze	558	
Capped Parcels	10,896	

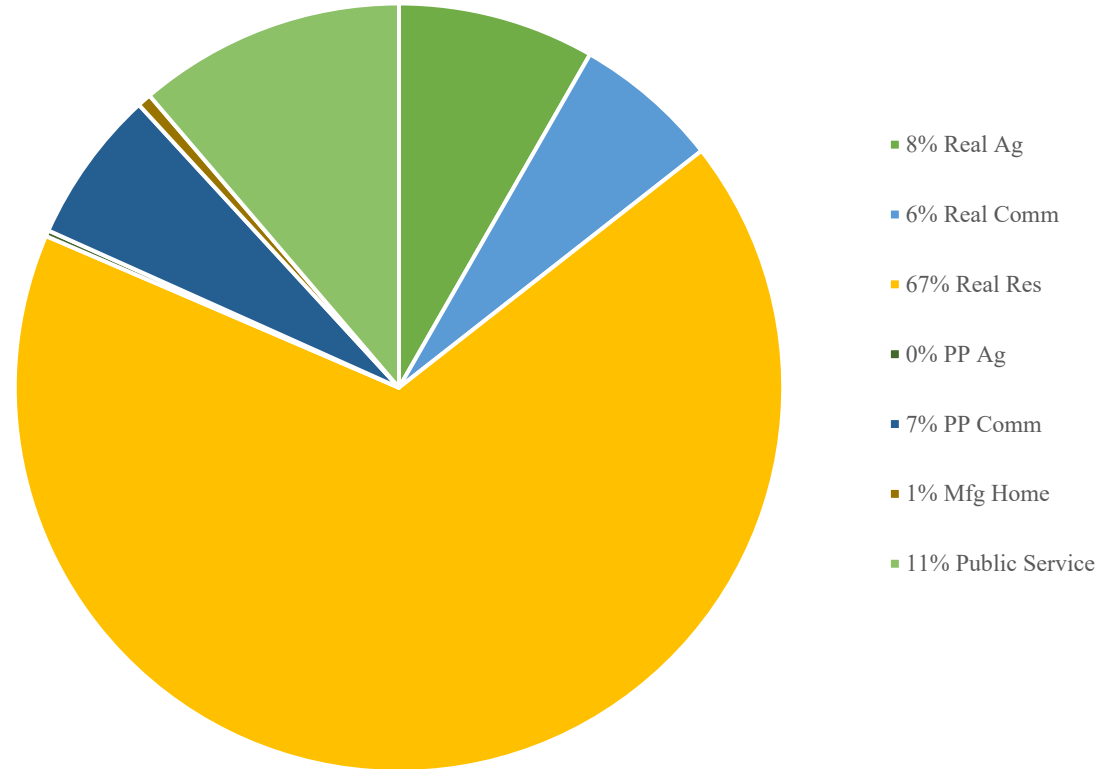
Personal	Count	Value
Agricultural	284	745,664
Commercial	650	19,360,794
Mfg Home	602	1,745,492
Total Personal	1,536	21,851,950
TIF Increment Value		0
Net Assessed		21,851,950
Under Protest	0	0

Public Service	Count	Value
Total PS Value	189	33,719,438
TIF Increment Value		0
Net Assessed		33,719,438

District Totals		
Total Gross Value		299,715,244
Homestead Loss		3,782,437
Other Exemption Loss		6,230,366
TIF Increment Value		0
Retained TIF Value		0
Net Assessed Value		289,702,441
Under Protest		0

*Public Service Protest Values are not included on this report.

Total Valuation



TIF Project Summary					
Description	Expires	Base Value	Increment Value	Retained Inc	Total Value

N/A

Real	Count	Value
Agricultural	3,034	42,942,501
Commercial	22,935	2,484,895,888
Residential	284,443	5,309,752,341
Total Real Value	310,412	7,837,590,730
Homestead	108,200	107,947,703
Veteran	4,839	112,481,541
Total Exempt	113,039	220,429,244
TIF Increment Value		293,931,027
Net Assessed		7,323,230,459
Under Protest	2	2,163,700
Senior Freeze	20,072	
Capped Parcels	309,783	

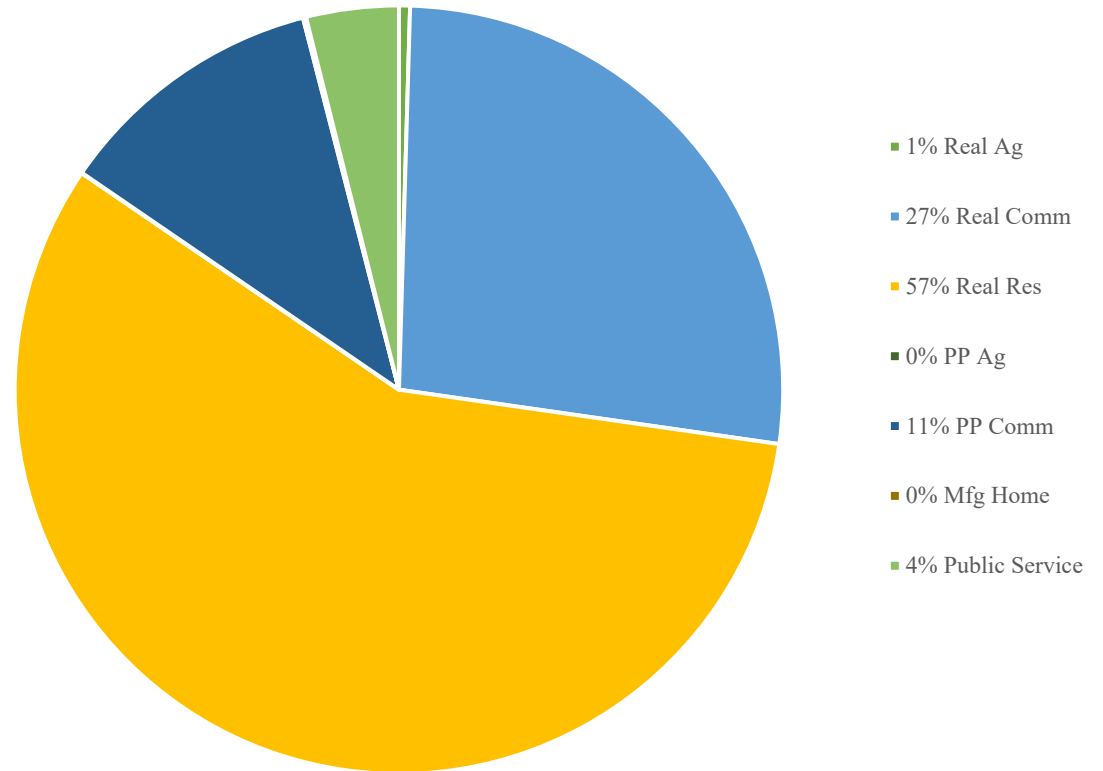
Personal	Count	Value
Agricultural	765	1,352,988
Commercial	26,502	1,060,009,134
Mfg Home	5,687	11,907,020
Total Personal	32,954	1,073,269,142
TIF Increment Value		22,612,368
Net Assessed		1,050,656,774
Under Protest	0	0

Public Service	Count	Value
Total PS Value	825	360,917,263
TIF Increment Value		0
Net Assessed		360,917,263

District Totals		
Total Gross Value		9,271,777,135
Homestead Loss		107,947,703
Other Exemption Loss		112,481,541
TIF Increment Value		316,543,395
Retained TIF Value		0
Net Assessed Value		8,734,804,496
Under Protest		2,163,700

*Public Service Protest Values are not included on this report.

Total Valuation



TIF Project Summary						
Description	Expires	Base Value	Increment Value	Retained Inc	Total Value	
OKC TIF#1	2022	3,445,013	199,110	0	3,644,123	
OKC TIF#2	2025	67,450,458	189,947,645	0	257,398,103	
OKC TIF#4	2030	2,436,826	10,590,739	0	13,027,565	
OKC TIF#6	2030	61,807	658,314	0	720,121	
OKC TIF#7	2031	506,278	5,105,875	0	5,612,153	
OKC TIF#8	2034	0	50,297,105	0	50,297,105	

TIF Project Summary					
Description	Expires	Base Value	Increment Value	Retained Inc	Total Value
OKC TIF#9	2040	8,931,830	5,168,067	0	14,099,897
OKC TIF#10	2041	823,911	1,780,153	0	2,604,064
OKC TIF#11	2041	3,777,156	2,800,362	0	6,577,518
OKC TIF#12	2042	806,091	5,647,929	0	6,454,020
OKC TIF#13	2043	4,242,708	14,330,627	0	18,573,335
OKC TIF#15	2047	895,561	423,390	0	1,318,951
MWC TIF#2	2037	1,563,003	5,108,214	0	6,671,217
VILLAGE TIF#1	2031	1,033,448	8,175,704	0	9,209,152
VILLAGE TIF#4	2044	858,539	617,666	0	1,476,205
CHOCTAW TIF#1	2034	3,248,619	5,515,588	0	8,764,207
HARRAH TIF#1	2034	195,935	8,366,052	0	8,561,987
BETHANY TIF#2	2045	2,577,902	369,125	0	2,947,027
EDMOND TIF#1	2046	14,971,229	1,441,730	0	16,412,959
Total TIF Valuation:		117,826,314	316,543,395	0	434,369,709